



Proceedings of 12th Asian Congress of Fluid Mechanics (12ACFM)

17 ~ 21 August, 2008
Daejeon Convention Center
Daejeon, Korea

Click Here



Editorial Board

Members : Heuy Dong Kim (Editor-in-Chief), Jin Lee, Choon Sik Shin, Hyung Jin Sung, Deog Hee Doh, Inwon Lee, Eun Joo Choi, Pil Chun Lee, Sang Joon Lee and Oh Joon Kwon.

International members : Jiachun Li, Yu Fukunishi, G. S. Bhat and Hyung Jin Sung.



Copyright 2008 by authors and published by The Korean Society of Computational Fluids Engineering with permission. All rights reserved.

12ACFM Organization

12ACFM Local Organizing Committee

Chairman : **Hyung Jin Sung** (Korea Advanced Institute of Science and Technology, KAIST)

Co - Chairmen : **Seung Kyu Hong** (Agency for Defense Development)
Kyung Chun Kim (Pusan National University)
Nahnkeon Hur (Sogang University)
Dae Sung Lee (Korea Aerospace Research Institute)
Sang Joon Lee (Pohang University of Science and Technology)

Secretary General: **Deog Hee Doh** (Korea Maritime University)

Members :	Haechon Choi (Seoul National University)	Seungsoo Lee (Inha University)
	Akinori Furukawa (Kyushu University)	Yeon-Won Lee (Pukyong National University)
	Choon-Man Jang (Korea Institute of Construction Tech.)	Hongwei Ma (Beijing University)
	Won Gu Joo (Yonsei University)	Bock Choon Pak (Chonbuk National University)
	Chongam Kim (Seoul National University)	Jun Sang Park (Halla University)
	Cheolwan Kim (Korea Aerospace Research Institute)	Michio Sadatomi (Kumamoto University)
	Heuy Dong Kim (Andong National University)	Toshiaki Setoguchi (Saga University)
	Hyun Jung Kim (Ajou University)	Jennifer Hyunjong Shin (KAIST)
	Jin Hyung Kim (Small Business Corporation)	Chang Hyun Sohn (Kyungpook National University)
	Jae-Soo Kim (Chosun University)	Dong Joo Song (Yeungnam University)
	Sa Ryang Kim (Kangnung National University)	Simon Song (Hanyang University)
	Han Seo Ko (Sungkyunkwan University)	Yong Kweon Suh (Dong-A University)
	Oh Joon Kwon (KAIST)	Jaeyong Sung (Seoul National University of Technology)
	Inwon Lee (Pusan National University)	Baoguo Wang (Beijing Institute of Technology)
	Jeekeun Lee (Chonbuk National University)	Joon Yong Yoon (Hanyang University)

NUMERICAL COMBUSTION MODELING OF A GAS-BURNER AND STUDYING ITS EFFECTING PARAMETERS

A. Kianifar^{*1}, N. Ghafourianfar^{*2}, H. Moin^{*3}, J.R. Toroghi^{*4} and M. Javadi^{*5}

^{*1} Department of Mechanical Engineering, Ferdowsi University of Mashhad, Iran, a_kianifar@yahoo.com

^{*2} Department of Mechanical Engineering, Ferdowsi University of Mashhad, Iran, n.ghafourianfar@umsh.ac.ir

^{*3} Department of Mechanical Engineering, Ferdowsi University of Mashhad, Iran, h_moin@yahoo.com

^{*4} Department of Mechanical Engineering, Ferdowsi University of Mashhad, Iran, jmrash84@yahoo.com

^{*5} Department of Mechanical Engineering, Ferdowsi University of Mashhad, Iran, phd_member@yahoo.com

ABSTRACT: In this paper numerical simulation of combustion over a sample of a prevalent gas-burner, and effects of parameters such as environment geometry, main parameters of chimney, effects of free and forced convection on the environment, in radiation modeling situation and without radiation has been studied. For study of radiation effects, a geometric model considering radiative heat transfer and without radiation is simulated and the results compared together. Furthermore, the distribution of environmental temperature in normal conditions, and advert to mass fraction of combustion products are the other cases which have been studied.

1. INTRODUCTION

Simulation of combustion process with the purpose of studying the amount of pollutants produced by combustion needs perfect identification of this phenomenon from chemical point of view (hydrocarbon oxidization, quick reaction parameters, etc.), thermodynamic point of view (hypothesis of chemical reaction with infinity speed and computing the released heat), and fluid mechanics point of view (turbulent flow with change of density and have potential to produce turbulence in the case of releasing heat).

The best case for inflammation complex of natural gas is to observe fuel-air ratio 1 to 10. [1]. But if there is not enough air available, or the flame is not complete and uniform, there is not enough time for carbon monoxide to oxidize and convert to carbon dioxide and will be released.

2. MODELS AND GOVERNING EQUATIONS

The flow regime in the combustion chamber under studied is turbulent with change in density of the chemical species, which is aroused from the combustion. The governing equations on this phenomenon are conservation of mass, momentum, transmission of species and energy in the cylinder coordinate system with the assumption of steady with respect to time. For modeling the terms aroused from turbulent assumption k-ε method, and for modeling the combustion flow and calculating transmission of species Eddy-Dissipation method has been used [2].

$$\frac{\partial}{\partial x_i} (\rho u_i m_j) = - \frac{\partial}{\partial x_j} J_{j,j} + R_j \quad (1)$$

$$\frac{\partial}{\partial x_i} (\rho u_i u_j) = - \frac{\partial P}{\partial x_i} + \frac{\partial \tau_{ij}}{\partial x_j} \quad (2)$$

Conservation of energy equation in this process with chemical reaction (combustion) is

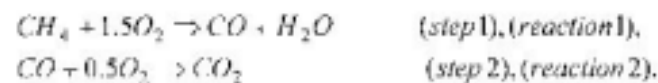
$$\frac{\partial}{\partial x_i} [u_i (\rho E + P)] = \frac{\partial}{\partial x_i} (\lambda_{eff} \frac{\partial T}{\partial x_i} - \sum_j h_j J_{j,j} + u_j (\tau_{ij})_{eff}) + S_h \quad (3)$$

Where S_h is the source term aroused from the heat released from the chemical reaction. Effective heat conduction factor, which is heat conduction factor of fluid and turbulence effects on it, with using the RNG k-ε method calculated as below:

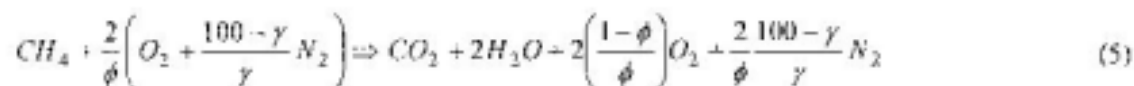
$$\lambda_{eff} = \alpha \cdot C_p \cdot \mu_{eff} \quad (4)$$

For calculating the turbulence effects on the properties of flow and calculating the effective heat conduction factor and effective viscosity two assistance equations ($k&\epsilon$) has been utilized [3].

In this study combustion of methane-air assumed with two stage combustion mechanism as below [1]:



On the basis of this mechanism, the products of methane oxidization are carbon monoxide and water vapor. In the next stage carbon dioxide formed from carbon monoxide oxidization. Because of complete oxidization of methane in dilute complexes, in combustion with excess air the equation of combustion is expressed as [1]:



In this equation ϕ is the ratio of the amount of stoichiometric air to the amount of actual air and γ is the oxygen percentage exists in the air, which is 22% in normal conditions.

3. NUMERICAL MODELING OF COMBUSTION IN GAS-BURNER

One of the most important parts in numerical solving is producing proper geometry of the under studied system which has the least errors in meshing [6]. General structure of gas-burner with chimney is as below:

- 1- Furnace and crossing chamber of hot gases produced by combustion to the chimney.
- 2- Outer casing of the gas-burner.

Model which is used is shown in figure 1&2 with its geometric dimensions. It should be pointed out that modeling sensitivity is on furnace and crossing chamber of hot gases. One of the other important steps in numerical solving is producing proper grid with needed precision in different parts. Since radiation plays the main rule in heat transfer of bodies with atmosphere, effect of radiation phenomenon of gas-burner to the atmosphere is studied [4].

To calculate the mean heat transfer coefficient on the casing of gas-burner contacted with the atmosphere, the gas-burner is placed in cubic atmosphere with 3 meter length of each side which this atmosphere is contacted to 300K air from four sides. In figure 3 meshing model and whole view of the gas-burner and its atmosphere are shown. For modeling radiation the Discrete Ordinate model is chosen [5].

4. BOUNDARY CONDITIONS

In this modeling, entrance surface of fuel and air is considered to be a part of a cylindrical tube with a determined cross section. On the other hand, with determining the amount of fuel and air and mass fraction of each of them in entrance (with the assumption of combustion with excess air), velocity of entrance flow is calculated, and is given as entrance values. In this paper gas-burner is studied in two different ways:

- 1- Modeling of gas-burner and its surrounding in order to study atmosphere effects on efficiency of the gas-burner (e.g. room dimensions, distance between walls, and quota of radiation heat transfer to free convection)
- 2- Modeling of gas-burner and imposing atmosphere effects on gas-burner walls with imposing convection heat transfer boundary conditions (for studying distribution of different variables, manner of function and recognition of combustion phenomenon gas-burner, study the effect of chimney, etc.)

5. CONCLUSIONS

The results show that with 20 percent increase in gas-burner height, the amount of heat transfer will increase 18.5 percent, which is shown in figure 4. Also 20 percent increase in gas-burner width (from 250mm to 300mm) leads to 6 percent increase in the amount of heat transfer. In both situations, the reason of increase in heat transfer is raise in the exchange surface of heat transfer. Increasing lateral




Figure3- Grids and overall view of the gas-burner and its environment




Figure6- Temperature distribution around the gas-burner with radiation effects

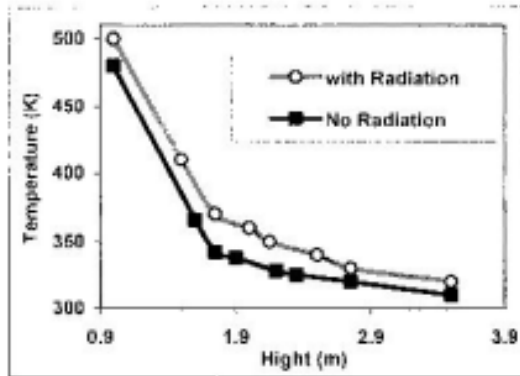


Figure4- Temperature distribution produced by gas-burner with respect to height, in the center of the room, in two cases of with and without radiation effects

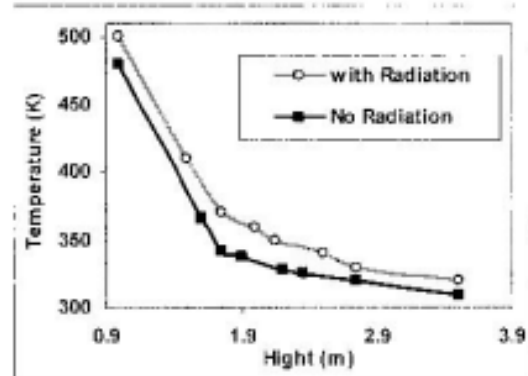


Figure7- Temperature distribution produced by gas-burner with respect to height, in the center of the room, in two cases of with and without radiation effects




Figure5- Temperature distribution around the gas-burner without radiation effects

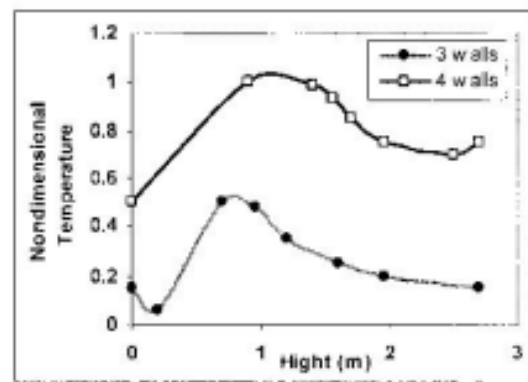


Figure8- Nondimensional temperature distribution with respect to height in the center of the room, in two case of three and four walls