

RECEIVED: February 5, 2018

REVISED: April 18, 2018

ACCEPTED: May 14, 2018

PUBLISHED: May 21, 2018

DAMPE electron-positron excess in leptophilic Z' model

Karim Ghorbani^a and Parsa Hossein Ghorbani^b

^a*Physics Department, Faculty of Sciences, Arak University,
Arak 38156-8-8349, Iran*

^b*Institute for Research in Fundamental Sciences (IPM),
School of Particles and Accelerators,
P.O. Box 19395-5531, Tehran, Iran*

E-mail: karim1.ghorbani@gmail.com, parsaghorbani@gmail.com

ABSTRACT: Recently the DArk Matter Particle Explorer (DAMPE) has reported an excess in the electron-positron flux of the cosmic rays which is interpreted as a dark matter particle with the mass about 1.5 TeV. We come up with a leptophilic Z' scenario including a Dirac fermion dark matter candidate which beside explaining the observed DAMPE excess, is able to pass various experimental/observational constraints including the relic density value from the WMAP/Planck, the invisible Higgs decay bound at the LHC, the LEP bounds in electron-positron scattering, the muon anomalous magnetic moment constraint, Fermi-LAT data, and finally the direct detection experiment limits from the XENON1t/LUX. By computing the electron-positron flux produced from a dark matter with the mass about 1.5 TeV we show that the model predicts the peak observed by the DAMPE.

KEYWORDS: Beyond Standard Model, Cosmology of Theories beyond the SM

ARXIV EPRINT: [1712.01239](https://arxiv.org/abs/1712.01239)

Contents

1	Introduction	1
2	Model	3
3	Relic density and invisible Higgs decay	5
4	Muon anomalous magnetic moment	7
5	LEP constraint	8
6	Direct detection	9
7	Neutrino trident production and τ decay	11
8	DAMPE excess	12
9	Constraints from Fermi-LAT	13
10	Conclusion	15
A	Dark matter annihilation cross sections	15

1 Introduction

One of the signals of a new physics could be the observation of any excess in the energy spectra of the cosmic rays. The search for such an excess in the electron and positron spectra have been already in progress by different particle detectors in the space; the PAMELA satellite experiment observed an abundance of the positron in the cosmic radiation energy range of $15 - 100$ GeV [1], also a positron fraction in primary cosmic rays of $0.5 - 350$ GeV [2] and $0.5 - 500$ GeV [3] and the measurement of electron plus positron flux in the primary cosmic rays from 0.5 GeV to 1 TeV [4] reported by the Alpha Magnetic Spectrometer (AMS02). The motivation of the current paper is however the recent report of the first results of the DArk Matter Particle Explorer (DAMPE) with unprecedentedly high energy resolution and low background in the measurement of the cosmic ray electrons and positrons (CREs) in 25 GeV to 4.6 TeV energy range [5]. At energy about 1.4 TeV a peak associated to a monoenergetic electron source is observed. This excess is interpreted by a dark matter particle with the mass around 1.5 TeV annihilating into electron and positron in a nearby subhalo in the Milky Galaxy about $0.1 - 0.3$ kpc distant from the solar system. The dark matter annihilation cross section times velocity is estimated to

be in the range $\sim 10^{-26}\text{--}10^{-24}\text{ cm}^3/\text{s}$ for the aforementioned dark matter mass. For an interpretation of the DAMPE data see [6].

There are already several papers that have tried to explain this excess using different models. In [7] a vector-like fermion DM with a new $U(1)$ gauge boson which only couples to the first two lepton generation is used to explain the DAMPE data. In this direction, model independent analysis performed with fermion DM in [8] and with scalar and fermionic DM in [9]. There are also studies within the simplified models with a Z' gauge bosons couples only to the first family of leptons (electrophilic interaction) or to the other families as well [10–13]. There is another study in [14] where electron flavored fermion DM can interact with the first generation lepton doublet via an inert scalar doublet or with right-handed electron via a charged scalar singlet. In addition, the excess is studied in Hidden Valley model with lepton portal DM [15], radiative Dirac seesaw model [16] and gauged $L_e - L_\mu$ model [17]. It is also studied that the DM particles annihilate to two intermediate scalar particles and then the scalars decay to DM fermions [18]. In [19] it is shown that a DM candidate with cascade decay can explain the DAMPE TeV electron-positron spectrum. There are detailed analysis on the morphology of CRE flux considering properties of the primary electron sources [20–22].

Meanwhile, it should be noted that there may exist some possible exotic sources for the excess or it may originate from some standard sources like pulsars or supernova remnants. In this work we interpret the excess due to the DM annihilation in a nearby halo.

To explain the DAMPE excess, we come up with a leptophilic Z' dark matter scenario that contains a Dirac fermion which plays the role of the dark matter candidate. Besides, in the dark sector we introduce a $U(1)'$ gauge symmetry and a complex scalar that together with the Dirac fermion are charged under this $U(1)'$ gauge symmetry. The dark sector communicates with the standard model sector through two portals. One portal is through the mixing of the complex scalar with the standard model Higgs particle and the other portal comes from the interaction of the $U(1)'$ gauge boson, Z' , merely with the leptons in the standard model, hence being a leptophilic Z' portal. One of the distinctive characteristics of our two-portal model is that the DM-nucleon elastic scattering begins at one loop level. Therefore there is a large region in the parameter space which evades direct detection. Thus, indirect detection searches become very important tools to probe the viable parameter space of the present model.

In addition to the constraints from the relic density as well as the direct and indirect bounds on the dark matter model, we examine the model if it is consistent also with the new observed DAMPE bump in the electron and positron flux in the cosmic rays.

The paper have the following parts. In the next section we elaborate the setup of our leptophilic dark matter scenario. In section 3 the dark matter relic density and the invisible Higgs decay are computed and compared with bounds from the WMAP/Planck and the LHC. Next we take into account the muon magnetic anomaly and shrink the viable space of parameters. Constraints from the LEP is discussed in section 5. In section 6 we constrain more the model with limits from the direct detection experiments specially the recent XENON1t and LUX experiments. Discussions on the neutrino trident production and τ decay is given in section 7. We also find a viable space of parameter consistent with

the excess observed by the DAMPE in section 8. The Fermi-LAT constraint is discussed in section 9. Finally we conclude in section 10.

2 Model

We explore a leptophilic two-portal dark matter scenario. That is, a fermionic candidate of dark matter connected to the standard model particles through vector and Higgs portals. The vector in the dark sector interacts with all the lepton flavors in the SM but with no interaction with the quarks. The Lagrangian of the model can be written in three parts,

$$\mathcal{L} = \mathcal{L}_{\text{SM}} + \mathcal{L}_{\text{DM}} + \mathcal{L}_{\text{int}}, \quad (2.1)$$

where the dark matter Lagrangian consists of a Dirac fermion playing the role of the dark matter and a complex scalar field both charged under $U(1)'$,

$$\begin{aligned} \mathcal{L}_{\text{DM}} = & -\frac{1}{4}F'_{\mu\nu}F'^{\mu\nu} + \bar{\psi} \left(i\gamma^\mu D'_\mu - m_\psi \right) \psi \\ & + (D'_\mu \varphi) (D'^\mu \varphi)^* - m^2(\varphi\varphi^*) - \frac{1}{4}\lambda_s(\varphi\varphi^*)^2. \end{aligned} \quad (2.2)$$

where the $U(1)'$ field strength is denoted by $F'_{\mu\nu}$, the ψ is the Dirac fermion and φ stands for the complex scalar. The dark sector covariant derivative is defined as,

$$D'_\mu = \partial_\mu - ig'zZ'_\mu, \quad (2.3)$$

which acts on the fields in the dark sector as well as the leptons in the SM with g' being the strength of its coupling and z the charge of the field acting on.

Here we study a leptophilic model in which the $U(1)'$ gauge boson, Z' , interacts only with the leptons in the SM but also with a hypothetical right-handed neutrino for the reason that will be discussed latter on. It is therefore necessary to modify the covariant derivative in the SM to include a term for the new coupling,

$$D_\mu^{\text{SM}} \rightarrow D_\mu'^{\text{SM}} = D_\mu^{\text{SM}} - ig'zZ'_\mu, \quad (2.4)$$

where g' is the $U(1)'$ coupling in the dark sector and z is the dark charge of the leptons that the covariant derivative acts on.

The interaction Lagrangian then reads,

$$\begin{aligned} \mathcal{L}_{\text{int}} = & -\lambda'(\varphi\varphi^*) \left(HH^\dagger \right) \\ & + g'z_{E_L} Z'_\mu \bar{E}_L \gamma^\mu E_L + g'z_{e_R} Z'_\mu \bar{e}_R \gamma^\mu e_R \\ & + g'z_{\nu_R} Z'_\mu \bar{\nu}_R \gamma^\mu \nu_R, \end{aligned} \quad (2.5)$$

where E_L and e_R are respectively the three families of left-handed lepton doublets and right-handed lepton singlets including the right handed neutrinos. Notice that we have considered universal charges for all families of the leptons, i.e. we have taken the z_{e_L} to be the lepton $U(1)'$ charge for each family of left-handed lepton doublet and z_{e_R} to be the $U(1)'$ charge for e_R, μ_R and τ_R .

Having introduced a new $U(1)'$ coupled to the dark matter and the chiral fermions in the SM, one must be careful about the triangle anomalies. In order to remove such anomalies

we choose the charges in eq. (2.5) to take the following two leptophilic choices,

A) $z_\mu \neq 0, z_{\nu_\mu} \neq 0$

$$\begin{aligned}
 z_{e_L} &= 2a, & z_{\mu_L} &= -a, & z_{\tau_L} &= -a \\
 z_{\nu_{e_L}} &= 2a, & z_{\nu_{\mu_L}} &= -a, & z_{\nu_{\tau_L}} &= -a \\
 z_{e_R} &= -2a, & z_{\mu_R} &= a, & z_{\tau_R} &= a \\
 z_{\nu_{e_R}} &= -2a, & z_{\nu_{\mu_R}} &= a, & z_{\nu_{\tau_R}} &= a
 \end{aligned} \tag{2.6}$$

B) $z_\mu = 0, z_{\nu_\mu} = 0$

$$\begin{aligned}
 z_{e_L} &= a, & z_{\mu_L} &= 0, & z_{\tau_L} &= -a \\
 z_{\nu_{e_L}} &= a, & z_{\nu_{\mu_L}} &= 0, & z_{\nu_{\tau_L}} &= -a \\
 z_{e_R} &= -a, & z_{\mu_R} &= 0, & z_{\tau_R} &= a \\
 z_{\nu_{e_R}} &= -a, & z_{\nu_{\mu_R}} &= 0, & z_{\nu_{\tau_R}} &= a
 \end{aligned} \tag{2.7}$$

where a is a real number. In the choice **A** it is assumed that the charge of the lepton μ and that of its neutrino ν_μ are non-zero while in the choice **B** we set $z_\mu = z_{\nu_\mu} = 0$. We will clarify latter on the reasoning for these choices. The existence of the right-handed neutrinos are crucial; without them the triangle anomalies can not be fixed. The charge of the dark matter Dirac fermion, z_ψ , suffices to have opposite values for its left-handed and right-handed components, i.e. $z_{\psi_L} = -z_{\psi_R}$. Fixing $a = 1$ and substituting the anomaly-free charges in eq. (2.6) and eq. (2.7) into eq. (2.5) we obtain two interaction Lagrangians,

A)

$$\begin{aligned}
 \mathcal{L}_{\text{int}} &= -\lambda'(\varphi\varphi^*) \left(HH^\dagger \right) \\
 &\quad - 2g'Z'_\alpha \bar{e}\gamma^\alpha\gamma^5 e - 2g'Z'_\alpha \bar{\nu}_e\gamma^\alpha\gamma^5 \nu_e \\
 &\quad + g'Z'_\alpha \bar{\mu}\gamma^\alpha\gamma^5 \mu + g'Z'_\alpha \bar{\nu}_\mu\gamma^\alpha\gamma^5 \nu_\mu \\
 &\quad + g'Z'_\alpha \bar{\tau}\gamma^\alpha\gamma^5 \tau + g'Z'_\alpha \bar{\nu}_\tau\gamma^\alpha\gamma^5 \nu_\tau,
 \end{aligned} \tag{2.8}$$

B)

$$\begin{aligned}
 \mathcal{L}_{\text{int}} &= -\lambda'(\varphi\varphi^*) \left(HH^\dagger \right) \\
 &\quad - g'Z'_\alpha \bar{e}\gamma^\alpha\gamma^5 e - g'Z'_\alpha \bar{\nu}_e\gamma^\alpha\gamma^5 \nu_e \\
 &\quad + g'Z'_\alpha \bar{\tau}\gamma^\alpha\gamma^5 \tau + g'Z'_\alpha \bar{\nu}_\tau\gamma^\alpha\gamma^5 \nu_\tau.
 \end{aligned} \tag{2.9}$$

As seen in eqs. (2.8) and (2.9) the vector boson Z' couples to the leptons axially. Note that in eqs. (2.8) and (2.9) the fields e, μ and τ are all Dirac fermions. Let us turn back to scalars in the SM and in the dark sector. The Higgs potential as usual is composed of a quadratic and a quartic term which guarantees a non-zero vev for the Higgs field fixed by the experiment to be $v_h = 246 \text{ GeV}$. After the electroweak symmetry breaking we denote the Higgs doublet as $H^\dagger = (0 \ v_h + h)$ where h is the fluctuation around the vev being

a singlet real scalar. The complex scalar field, φ in eq. (2.2) has two degrees of freedom out of which only one takes non-zero expectation value. The component that takes zero expectation value goes for the longitudinal part of the Z' dark gauge boson. Therefore,

$$\varphi \rightarrow v_s + s, \quad (2.10)$$

with s being a real scalar which mixes with the SM Higgs and v_s the vacuum expectation value of the scalar φ . The Higgs portal interaction term in eq. (2.5) together with the scalar potential in eq. (2.2) and the Higgs potential at the vev of the scalars, leads to a non-diagonal mass matrix for the field space of h and s . We diagonalize the mass matrix by rotating in the h and s space by the mixing angle θ (see [23] for more details). After diagonalizing the mass matrix we end up with the physical masses that we denote by m_h, m_s . We are keeping the same notations for the scalar fields h and s after the mixing. The couplings of the model are λ' in eq. (2.5), the Higgs quartic coupling λ_h in the Higgs potential, and the scalar quartic coupling λ_s in eq. (2.2). These couplings are all expressible in terms of the physical masses, m_h, m_s and the mixing angle θ ,

$$\begin{aligned} \lambda_h &= \frac{m_s^2 \sin^2 \theta + m_h^2 \cos^2 \theta}{2v_h^2}, \\ \lambda_s &= \frac{m_s^2 \cos^2 \theta + m_h^2 \sin^2 \theta}{v_s^2/2} - \frac{v_h^2}{v_s^2} \lambda', \\ \lambda' &= \frac{m_h^2 - m_s^2}{2\sqrt{2}v_h v_s} \sin 2\theta. \end{aligned} \quad (2.11)$$

The vacuum stability conditions on the potential already give rise to the following constraints on the couplings,

$$\begin{aligned} \lambda_h &> 0, \\ \lambda_s v_s^2 &> \lambda' v_h^2, \\ v_s^2 (\lambda_h \lambda_s - 2\lambda'^2) &> v_h^2 \lambda' \lambda_h. \end{aligned} \quad (2.12)$$

The free parameters of the model can then be assigned as m_ψ, m_s, θ, v_s and g' .

3 Relic density and invisible Higgs decay

The fermionic DM candidate in the present model is a weakly interacting massive particle (WIMP). The basic vertices to build the diagrams relevant for the annihilation processes are as follows. The DM has a vector-type interaction with Z' , i.e., via the vertex $Z'_\mu \bar{\psi} \gamma^\mu \psi$, and the new gauge boson has axial-vector interactions with the SM leptons, i.e., via the vertex $Z'_\mu \bar{l} \gamma^\mu \gamma^5 l$. Moreover, there are two types of vertices for the Z' coupled to the SM Higgs and the new scalar, i.e., $Z'^\mu Z'_\mu h$ and $Z'^\mu Z'_\mu s$. It is therefore possible to have DM annihilation in s-channel via Z' exchange, $\bar{\psi}\psi \rightarrow \bar{e}e, \bar{\mu}\mu, \bar{\tau}\tau, \bar{\nu}_l \nu_l, Z'h, Z's$ (for model **B**, $\bar{\psi}\psi \rightarrow \bar{\mu}\mu, \bar{\nu}_\mu \nu_\mu$ are absent), as well as in t- and u-channel with a DM exchange, $\bar{\psi}\psi \rightarrow Z'Z'$. At temperature higher than the DM mass, the SM particles and the DM candidate are in thermal equilibrium based on the freeze-out paradigm. When the Universe expands the

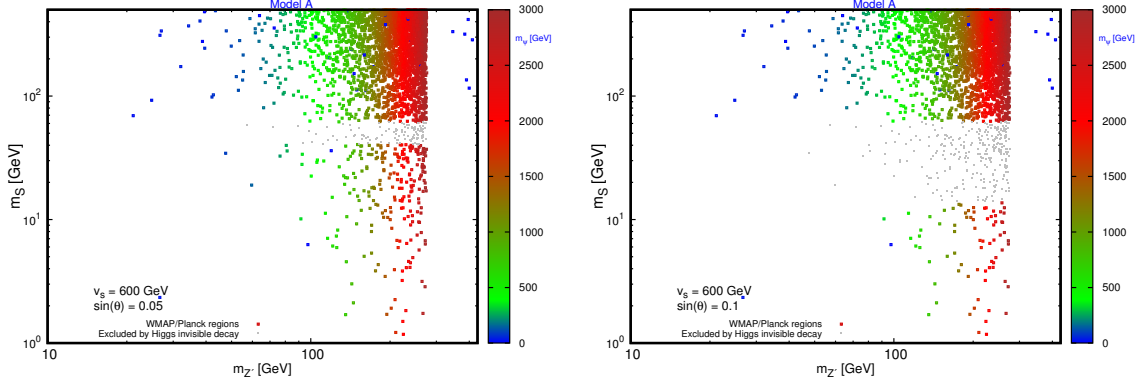


Figure 1. The plots show the mass of the Z' against the mediator mass in model **A** for two mixing angles *left*) $\sin \theta = 0.05$ and *right*) $\sin \theta = 0.1$. The gray points are excluded by the invisible Higgs decay bound. The scan is done over the parameters with $10^{-3} < g' < 1$, $1 \text{ GeV} < m_s < 500 \text{ GeV}$ and $10 \text{ GeV} < m_\psi < 3 \text{ TeV}$. In the scans $v_s = 600 \text{ GeV}$.

temperature cools down and as a consequence, the DM annihilation rate slows down. There is a temperature we call T_f much below the DM mass where the DM annihilation rate drops right below the Hubble expansion rate of the Universe. At this time, the DM annihilation and production processes are suppressed and the number density of the dark matter remains constant afterwards. The dynamics behind the DM number density evolution is governed by the Boltzmann equation. To obtain the current DM relic density, we make use of the package `micrOMEGAs` [24, 25] which solves the equation numerically. The DM annihilation cross sections are computed in `CalcHEP` [26].

To constrain the model parameters we apply the observed DM relic density $0.1172 < \Omega_{\text{DM}} h^2 < 0.1226$ [27, 28]. In addition, to find the viable regions in the parameter space we impose limits on the Higgs invisible decay rate. In the current model, the SM Higgs can decay into $Z'Z'$ and ss if $m_{Z'} < m_h/2$ and $m_s < m_h/2$ respectively. The decay rate for $h \rightarrow Z'Z'$ is,

$$\Gamma^{\text{inv}}(h \rightarrow Z'Z') = \frac{v_s^2 g'^4 \sin^2 \theta}{16\pi m_h} (1 - 4m_{Z'}^2/m_h^2)^{1/2}, \quad (3.1)$$

and for the decay $h \rightarrow ss$ it is,

$$\Gamma^{\text{inv}}(h \rightarrow ss) = \frac{w^2}{128\pi m_h} (1 - 4m_s^2/m_h^2)^{1/2}, \quad (3.2)$$

where w is a function of the mixing angle and the couplings as,

$$\begin{aligned} w = & 6\sqrt{2}\lambda'v_s \sin^3 \theta + 12\lambda_h v_h \cos \theta \sin^2 \theta \\ & - 6\lambda'v_h \cos \theta \sin^2 \theta + 2\lambda'v_h \cos \theta \\ & + 3\sqrt{2}\lambda_s v_s \cos^2 \theta \sin \theta - 4\sqrt{2}\lambda'v_s \sin \theta. \end{aligned} \quad (3.3)$$

The Higgs total decay rate will be modified as,

$$\Gamma_{\text{Higgs}}^{\text{tot}} = \cos^2 \theta \Gamma_{\text{Higgs}}^{\text{SM}} + \Gamma^{\text{inv}}(h \rightarrow Z'Z') + \Gamma^{\text{inv}}(h \rightarrow ss). \quad (3.4)$$

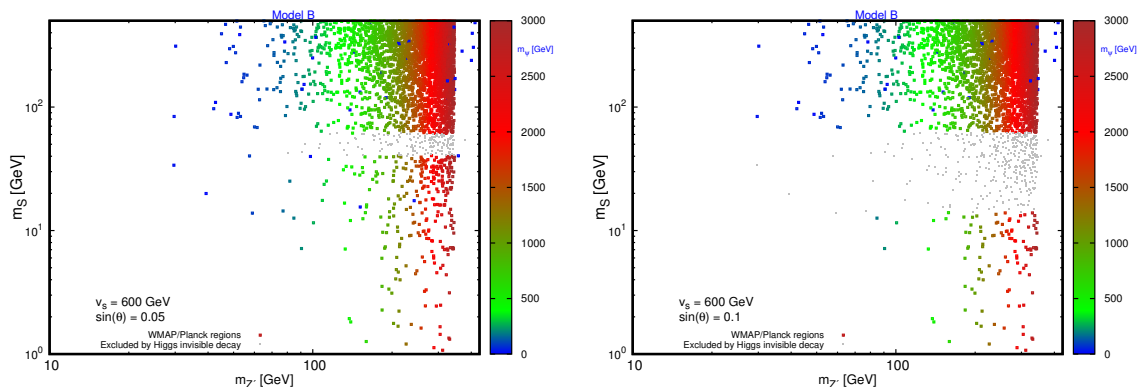


Figure 2. The plots show the mass of the Z' against the mediator mass in model **B** for two mixing angles *left*) $\sin \theta = 0.05$ and *right*) $\sin \theta = 0.1$. The gray points are excluded by the invisible Higgs decay bound. The scan is done over the parameters with $10^{-3} < g' < 1$, $1 \text{ GeV} < m_s < 500 \text{ GeV}$ and $10 \text{ GeV} < m_\psi < 3 \text{ TeV}$. In the scans $v_s = 600 \text{ GeV}$.

The experimental total decay width of the Higgs obtained in the SM turns out to be $\Gamma_{\text{Higgs}}^{\text{SM}} \sim 4 \text{ MeV}$. We apply the upper limit on the Higgs invisible branching ratio, $\Gamma_{\text{Higgs}}^{\text{inv}} \lesssim 0.24$ [29]. Now for both choices **A** and **B** in eqs. (2.6) and (2.7) we take $v_s = 600 \text{ GeV}$ and generate random¹ points in the parameter space with $0.001 < g' < 1$, $1 \text{ GeV} < m_s < 500 \text{ GeV}$ and $1 \text{ GeV} < m_\psi < 3000 \text{ GeV}$. In figures 1 and 2 we have illustrated the regions in the parameter space for models **A** and **B** respectively, which respect the expected relic density and the regions that are excluded by the experimental limit on the Higgs invisible decay. The results are compared for two different mixing angles $\sin \theta = 0.05$ and $\sin \theta = 0.1$. It is evident from the plots that the excluded regions by the invisible Higgs decay depends strongly on the mixing angle. For the larger mixing angle the scalar masses in the range $10 \text{ GeV} \lesssim m_s \lesssim 60 \text{ GeV}$ are excluded, while for the smaller mixing angle scalar masses in the range $40 \text{ GeV} \lesssim m_s \lesssim 60 \text{ GeV}$ are excluded. In both cases a wide range of the DM mass are found viable. The mixing angle is fixed at $\sin \theta = 0.05$ in our analysis hereafter.

4 Muon anomalous magnetic moment

One of the most precisely measured quantity in physics is the muon anomalous magnetic moment. The recent experiment at the Brookhaven National Laboratory (BNL) provides us with its value [30],

$$a_\mu = \frac{g_\mu - 2}{2} = (116592080 \pm 63) \times 10^{-11}. \quad (4.1)$$

In the theoretical side, the computation of this quantity is a rather cumbersome task which involves contributions from many processes in QED, QCD and electroweak sectors. Although, the theoretical prediction of this quantity in the SM is affected by some uncertainties in the hadronic low energy cross section and hadronic vacuum polarization, it does

¹Throughout the paper scan is carried out using uniformly distributed pseudo-random numbers with linear prior.

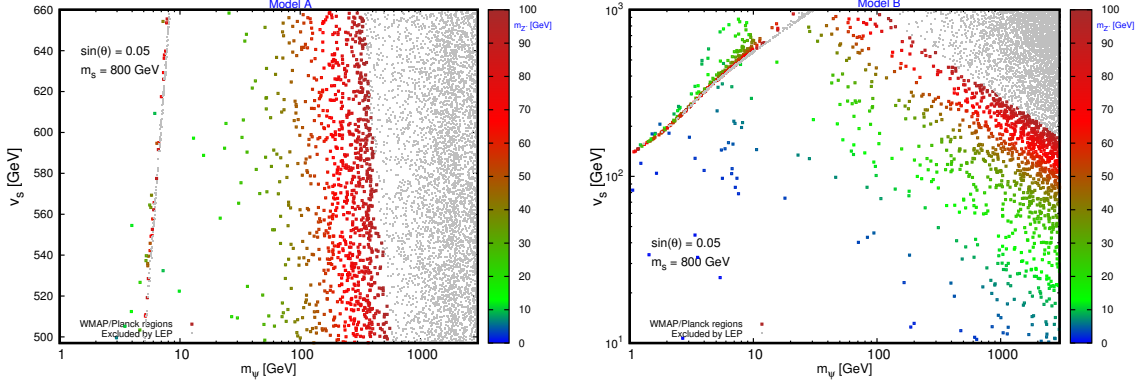


Figure 3. Comparing the viable region for the DM mass, m_ψ , and $m_{Z'}$ against the v_s for *left*) model **A** and *right*) model **B**. The gray region is excluded by the LEP. The muon anomaly is applied in the model **A** by taking $497 \text{ GeV} < v_s < 659 \text{ GeV}$ in the scan. The other parameters in the scan are $1 \text{ GeV} < m_\psi < 3 \text{ TeV}$ and $10^{-3} < g' < 1$. The singlet scalar mass is fixed at $m_s = 800 \text{ GeV}$.

not seem possible to explain the observed deviation of around 3.6σ when compared with the recent NBL data: $\Delta a_\mu(\text{Exp-SM}) = (29.5 \pm 8.1) \times 10^{-10}$. This deviation may originate from some unknown physics beyond the SM (the new physics) or it could equally arise from some unknown sources in the current physics. When we consider models beyond the SM to explain the shortcomings of the SM, the contribution of the new physics to the muon anomaly should respect the confined bound on a_μ . In the present work, only the model **A** introduces an axial coupling of Z' to the muon and therefore can potentially contribute a sizable amount to a_μ as

$$\Delta a_\mu = \frac{g' m_\mu^2}{8\pi^2 M_{Z'}^2} \int_0^1 dx \frac{2x(1-x)(x-4) - 4\alpha^2 x^3}{1-x + \alpha^2 x^2}, \quad (4.2)$$

where $\alpha = m_\mu/m_{Z'}$ [31]. In the limit where, $\alpha \ll 1$, we find

$$\Delta a_\mu \sim -\frac{5g'^2 m_\mu^2}{12\pi^2 m_{Z'}^2}, \quad (4.3)$$

which means that the Z' coupling to the muon makes a negative contribution to the muon anomaly. Given the Z' mass, $m_{Z'} = g'v_s/\sqrt{2}$, Δa_μ will then depends only on the free parameter v_s as

$$\Delta a_\mu \sim -\frac{5m_\mu^2}{6\pi^2 v_s^2}. \quad (4.4)$$

Here we will see that by applying the measured value for Δa_μ , the parameter v_s is constrained strongly such that $497 \text{ GeV} < v_s < 659 \text{ GeV}$. Note that there is no bound on the model **B** from the muon magnetic anomaly.

5 LEP constraint

Leptophilic dark matter models could be restricted by the results of the dismantled Large Electron-Positron Collider (LEP) in the $e^-e^+ \rightarrow e^-e^+$ scattering experiment (see

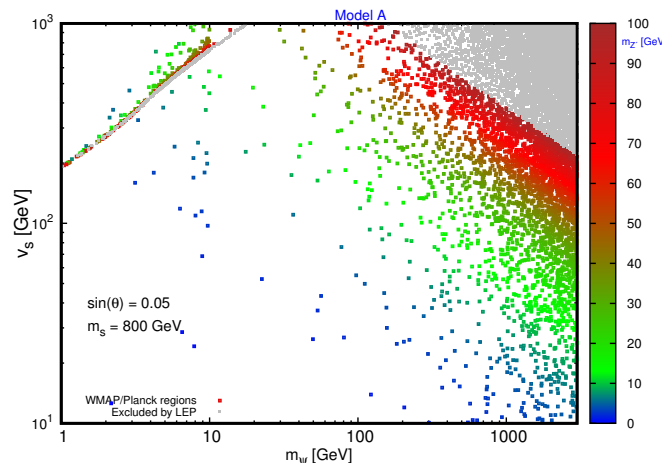


Figure 4. Same scan for model **A** as in figure 3 except that the $(g - 2)_\mu$ constraint on model **A** is removed.

e.g. [32, 33]). In a model-independent four-fermion effective field theory framework investigation in [33] the LEP puts constraint on g' , the Z' coupling to the electron in eqs. (2.8) and (2.9) as,

$$\begin{aligned} g'/m_{Z'} &< 2.4 \times 10^{-4} \text{ GeV}^{-1} \quad (m_{Z'} \gtrsim 200 \text{ GeV}) \\ g'/m_{Z'} &< 6.9 \times 10^{-4} \text{ GeV}^{-1} \quad (100 \text{ GeV} \lesssim m_{Z'} \lesssim 200 \text{ GeV}). \end{aligned} \quad (5.1)$$

We note that the mono-photon constraint from LEP is sensitive to light DM mass [34]. The benchmark for our DM mass is $m_{\text{DM}} \sim 1.5 \text{ TeV}$. The LEP mono-photon constraint is not relevant since our DM mass is well above the maximum LEP center of mass energy.

For both models **A** and **B** in the current work we have imposed the LEP limits in eq. (5.1). When considering also the relic density, the invisible Higgs decay and the muon anomaly bounds, the resulting viable space is shown in the figure 3. As seen in this figure, for the case **A** where the muon anomaly selects out the v_s to be only in the range $497 \text{ GeV} < v_s < 659 \text{ GeV}$, the DM mass is shrunk into $m_\psi \lesssim 550 \text{ GeV}$. However for the model **B** where the muon anomalous magnetic moment is not restrictive the DM mass, m_ψ , can take values greater than 1.5 TeV if $v_s \lesssim 200 \text{ GeV}$. For both cases the scalar mass and the mixing angle are fixed at $m_s = 800$ and $\sin \theta = 0.05$, respectively. If we relax the $(g - 2)_\mu$ constraint on model **A**, as shown in figure 4 the viable parameter space of model **A** becomes similar to that of model **B**.

As will be discussed in section 8 it is only the model **B** that can be tested against the recently observed DAMPE excess. In figure 3 the range of the Z' mass has also been shown in color spectrum. It is evident from the figure that the large DM masses can be produced by either very light Z' or heavier ones until $m_{Z'} = 100 \text{ GeV}$.

6 Direct detection

We consider two types of scattering for the DM in our discussions about direct detection experiments; one is the nucleon-DM scattering and the other one is the DM scattering

off the atomic electrons. Let us recall that the DM candidate in our model has a vector interaction with Z' , while Z' has an axial-vector coupling to the SM leptons and no coupling to SM quarks.

Assuming that non-relativistic DM with the mass m_ψ scatters off the atomic electrons, the electron may be kicked out of the target atom. The elastic scattering cross section at tree-level then reads,

$$\sigma_{\psi e} \sim \frac{g'^4 v_{\text{dm}}^2 m_e^2}{2m_{Z'}^4}, \quad (6.1)$$

where the suppression factor v_{dm} is the DM velocity in our galactic halo of order $\sim 10^{-3}$. If we plug in the Z' mass the cross section will depend only on v_s as a free parameter, i.e., $\sigma_{\psi e} \sim 2v_{\text{dm}}^2 m_e^2 / v_s^4$. The XENON100 experiment results in null result for such a signal, however it puts an upper limit on the elastic cross section as $\sigma_{\psi e} < 10^{-34} \text{cm}^2 (< 100 \text{ pb})$ [35]. This is a rather weak upper limit and as we will see cannot constrain the model parameters.

Now we turn into the nucleon-DM elastic scattering. In the present model this type of scattering can take place via loop induced Feynman diagrams because we deal with a leptophilic DM candidate.

Since the SM Higgs and the scalar both interact with quarks (due to the mixing) and the Z' boson, one type of relevant Feynman diagram for the nucleon-DM elastic scattering is possible as depicted in figure 2 in [23]. In the computation of the scattering amplitude, we use the limit $t \ll m_\psi, m_{Z'}$ for the momentum transfer. This is reasonable because for a xenon nucleus for instance, we have $t \sim 2 \times 10^{-3} \text{ GeV}^2$ [23]. The final result for the spin-independent (SI) elastic scattering in terms of the reduced mass of the nucleon-DM, $\mu_{\psi N}$, reads,

$$\sigma_{\text{SI}}^N = \frac{4\alpha_N^2 \mu_{\psi N}^2}{\pi}, \quad (6.2)$$

where,

$$\alpha_N = m_N \left(\sum_{q=u,d,s} F_{Tq}^N \frac{\alpha_q}{m_q} + \frac{2}{27} F_{Tg}^N \sum_{q=c,b,t} \frac{\alpha_q}{m_q} \right) \quad (6.3)$$

contains the low energy form factors F_{Tq}^N and F_{Tg}^N [36], and

$$\begin{aligned} \alpha_q &= \frac{g'^4 v_s m_q}{4\pi^2 m_\psi v} \times \left[\frac{\cos^2 \theta}{m_s^2} - \frac{\sin^2 \theta}{m_h^2} \right] \\ &\times \left[-2 + \gamma \log \gamma - \frac{\gamma^2 - 2\gamma - 2}{\sqrt{\gamma^2 - 4\gamma}} \log \frac{\sqrt{\gamma} + \sqrt{\gamma - 4}}{\sqrt{\gamma} - \sqrt{\gamma - 4}} \right], \end{aligned} \quad (6.4)$$

with $\gamma = (m_{Z'}/m_\psi)^2$.

Another type of loop induced Feynman diagram which may contribute to the nucleon-DM scattering is the one with charged leptons running in the loop. The lepton loop is connected in one side to the quark current by a photon or a Z boson exchange and in the other side to the DM current by a Z' exchange. The insertion of the $l\gamma^5\gamma^\mu\bar{l}Z'_\mu$ vertex in the lepton loop turns the integral over the lepton momentum into the form,

$$\int \frac{d^4 q}{(2\pi)^4} \text{Tr} \left[\gamma^5 \gamma^\mu \frac{k_\nu \gamma^\nu + m_l}{k^2 - m_l^2} \frac{q_\nu \gamma^\nu + m_l}{q^2 - m_l^2} \right], \quad (6.5)$$

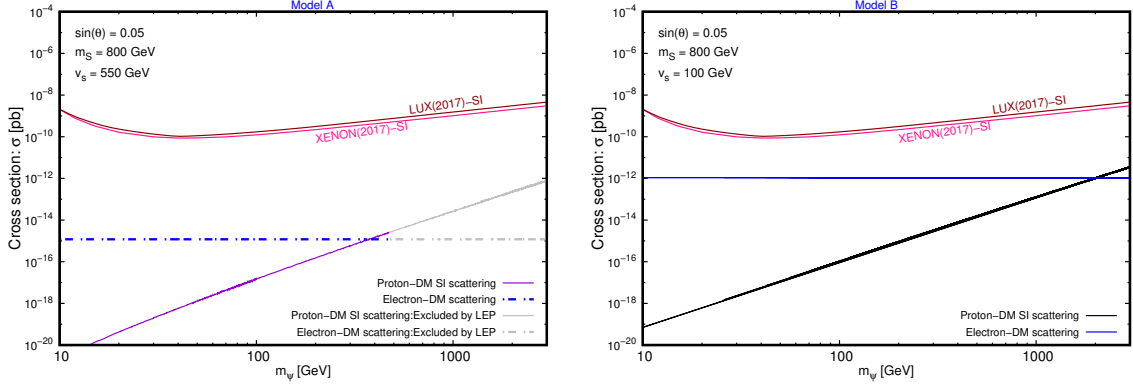


Figure 5. Cross sections for nucleon-DM scattering and electron-DM scattering are shown in terms of the DM mass with $m_s = 800$ GeV and $\sin \theta = 0.05$ and results are compared for *left*) model **A** and *right*) model **B**. In both figures the relic density is consistent with the observed value. Upper limits on the SI cross section provided by the XENON1t and LUX are imposed. The gray region is excluded by the LEP. The gray region is excluded by the LEP. The muon anomaly is applied in model **A** by taking $497 \text{ GeV} < v_s < 659 \text{ GeV}$ in the scan. Other parameters in the scan are $10 \text{ GeV} < m_\psi < 3 \text{ TeV}$ and $10^{-3} < g' < 1$. The relic density constraint is applied here.

which is zero due to the odd number of γ^5 in the trace. Therefore, this process has no effect on the nucleon-DM elastic scattering.

We scan over the parameter space while the mixing angle is fixed at $\sin \theta = 0.05$ and, to satisfy the constraint from the muon anomalous magnetic moment we choose $v_s = 550$ GeV for the model **A**. It is chosen $v_s = 100$ GeV for the model **B**. In both models we choose $m_s = 800$ GeV. It is found out from the results in figure 5 that for both models, DM masses up to 3 TeV respect the upper limits on the nucleon-DM cross section imposed by the experiments XENON1t [37] and LUX [38]. However, DM masses larger than ~ 500 GeV are excluded by the LEP in the model **A**. With the same set of fixed parameters we also compute the electron-DM cross section. Since we have fixed v_s at our analysis and the cross section depends on this free parameter only, the cross section shows the same behavior in the plots in figure 5 and its magnitude in both models is pretty much suppressed and resides well below the upper limit imposed by the XENON100. As seen in figure 5, the dark matter mass in model **B** can take a large range of values from a few GeV to a few TeV after taking into account all the constraints discussed so far.

We have also examined the case where the $(g - 2)_\mu$ constraint is removed for model **A**. In figure 6 we show our results where the set of parameters in the scan are the same as those for model **B**. In this case, we find that the viable parameter space respecting the upper limits from direct detections is almost the same as that of model **B**.

7 Neutrino trident production and τ decay

Generally, neutrino trident production can constrain models with Z' coupling to both μ and neutrino [39]. It restricts the $Z' - \mu$ coupling, g' , to values given by $g' \lesssim \frac{m_{Z'}}{1 \text{ TeV}}$. For model **A**, at our benchmark point with $m_{\text{DM}} \sim 1.5 \text{ TeV}$, we have $m_{Z'} \sim 32 \text{ GeV}$ while

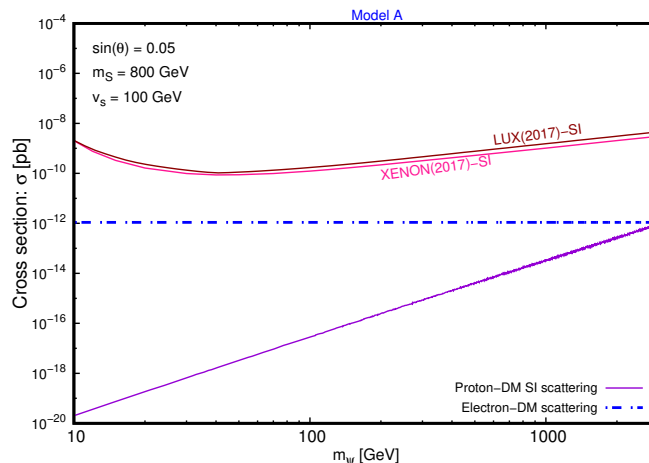


Figure 6. Same scan for model **A** as that in figure 5, except that the $(g-2)_\mu$ constraint on the model **A** is relaxed.

the relevant coupling is $g' \sim 0.45$. Therefore the neutrino trident production excludes our benchmark point in model **A**.

Moreover, according to the results in [40] for τ decay to muons, the region of parameter space at $m_{Z'} \sim 32$ GeV is restricted to couplings in the range $0.15 \lesssim g' \lesssim 0.25$. Therefore in model **A**, our benchmark point with $m_{\text{DM}} \sim 1.5$ TeV, $m_{Z'} \sim 32$ GeV and $g' \sim 0.45$ is excluded by the τ decay to muons.

8 DAMPE excess

The high energy cosmic-ray electrons and positrons (CREs) flux is measured with high resolution and low background by the DAMPE (DARk Matter Particle Explorer) in the range 25 GeV-4.6 TeV. The electrons and positrons propagate through the interstellar space and the evolution of their energy distribution, f_e , is governed by the equation

$$\partial_t f_e - \partial_E(b(E)f_e) - D(E)\nabla^2 f_e = Q_e(\mathbf{x}, E). \quad (8.1)$$

In the above equation the energy loss coefficient is $b(E) = -dE/dt$ which is parametrized in terms of the energy as $b(E) = b_0(E/\text{GeV})^2$ with $b_0 = 10^{-16} \text{ GeV s}^{-1}$. The diffusion factor, $D(E)$, depends on the energy and the disk thickness, $2L$, in the z direction of the diffusion zone. It is parametrized as $D(E) = D_0(E/\text{GeV})^\delta$ with $D_0 = 11 \text{ pc}^2 \text{ kyr}^{-1}$ and $\delta = 0.7$. The last ingredient in the diffusion equation is the source function, Q_e , for electrons and positrons in the case of DM annihilation. For a Dirac DM candidate the source function is given by

$$Q_e(\mathbf{x}, E) = \frac{\rho(\mathbf{x})^2}{4m_{\text{DM}}^2} \langle \sigma v \rangle \frac{dN}{dE}, \quad (8.2)$$

where $\rho(\mathbf{x})$ is the DM mass density, $\langle \sigma v \rangle$ is the velocity-averaged annihilation cross section of the DM and the energy spectrum of e^\pm per annihilation is denoted by dN/dE (see [41] for more details).

In case that the energy distribution, f_e , is time independent, the general solution for the energy distribution is given by the integral,

$$f_e(\mathbf{x}, E) = \int_E^{m_{\text{DM}}} dE_s \int d^3\mathbf{x}_s G(\mathbf{x}, E; \mathbf{x}_s, E_s) Q(\mathbf{x}_s, E_s), \quad (8.3)$$

where the space integration is performed over the region of the DM halo and E_s is the energy at the source. The Green function of the diffusion equation is denoted by $G(\mathbf{x}, E; \mathbf{x}_s, E_s)$ and understood as the probability to catch an electron or a positron at earth with energy E which is produced at point \mathbf{x}_s and energy E_s in the DM halo. Finally, the electron and positron flux per unit energy is obtained as $\Phi_e(E) = v f_e(E)/(4\pi)$, where v is the electron or positron velocity.

In this work, to explain the enticing peak in the electron plus positron flux observed by the DAMPE, we assume that there is a DM subhalo nearby with a distance $d_s = 0.17 \text{ kpc}$ and subhalo radius $r_s = 0.1 \text{ kpc}$. For the DM mass density in the subhalo we apply the NFW density profile [42]

$$\rho(r) = \rho_s \frac{(r/r_s)^{-\gamma}}{(1 + r/r_s)^{3-\gamma}}. \quad (8.4)$$

In our numerical computation for the flux the code `micrOMEGAs` is applied. In order to explain the flux at the peak position of about 1.4 TeV , we assume the DM annihilation with the mass $\sim 1.5 \text{ TeV}$ in the subhalo. We then pick a point in the viable parameter space $m_{\text{DM}} = 1.5 \text{ TeV}$ consistent with the observed relic density and all other constraints. When the scalar mass is fixed at $m_s = 800 \text{ GeV}$ and $v_s = 100 \text{ GeV}$, the for this benchmark point $g' \sim 0.57$ and $m_{Z'} \sim 40 \text{ GeV}$.

With the choice of the parameters as $\rho_s = 110 \text{ GeV/cm}^3$ and $\gamma = 1$, we are able to explain the observed flux at 1.4 TeV , as depicted in figure 7. The cosmic ray (CR) background is computed in this work by following the formulas in [43] for the primary electrons from the CR sources and the secondary electrons and positrons as a result of the primary electrons interaction with the interstellar medium. The relevant parameters in these formulas are obtained by the best fit using the electron plus positron flux measurement by the DAMPE [13]. We also computed the thermally averaged dark matter annihilation cross section times the velocity at $m_\psi = 1.5 \text{ TeV}$. The result $\langle\sigma v\rangle \sim 2.2 \times 10^{-26} \text{ cm}^3/\text{s}$ is compatible with the dark matter annihilation cross section predicted by the DAMPE. In figure 7 we included the Fermi-LAT electron-positron flux [44] for comparison with the DAMPE data.

In principle the uncertainty on the parameters of the cosmic ray propagation may change our results. For the benchmark point with DM mass $\sim 1.5 \text{ TeV}$ we checked this issue and realized that the deviation in our result is negligibly small. This is also in agreement with the conclusions discussed in [45].

9 Constraints from Fermi-LAT

The Large Area Telescope (LAT) onboard the Fermi Gamma-ray Space Telescope, was the first to announce an excess in the gamma ray flux at a fairly low energy $\sim 2 - 3 \text{ GeV}$.

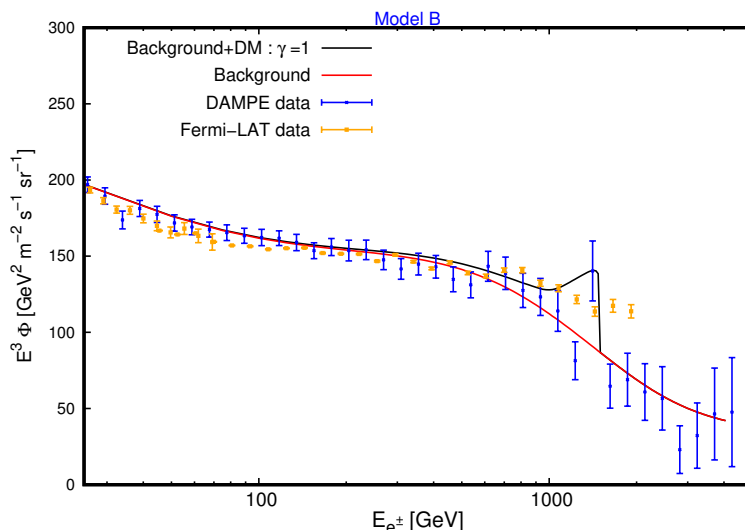


Figure 7. The electron and positron flux produced in a nearby DM subhalo is shown. A dark matter candidate with the mass about 1.5 TeV plus the background explains the peak observed by the DAMPE. The result is compared with the Fermi-LAT data for electron-positron flux. The relic density constraint is applied here, such that with the choices $m_s = 800$ GeV and $v_s = 100$ GeV it is obtained for the gauge coupling $g' \sim 0.57$ and for the gauge boson mass $m_{Z'} \sim 40$ GeV.

The DM annihilation at the Galactic Center was considered as a mechanism to explain the excess. However the latest finding by the Fermi Collaboration, indicates that the excess comes not only from the center of the galaxy but also from regions along the Galactic plane, where a DM signal is not expected [46]. Given the assumption that dwarf spheroidal satellite galaxies (dSphs) accommodate a great deal of DM, the Fermi-LAT Collaboration could find the most strong limits on the cross section of DM annihilation into τ leptons (and b quarks) by combined analysis of 15 dSphs in the Milky Way [47].

In the present model, the DM annihilation into $\tau^+\tau^-$ is the relevant channel. In this channel, the Fermi-LAT upper bound on the annihilation cross section is most sensitive to DM masses below 100 GeV. Therefore, a DM candidate of mass ~ 1.5 TeV can evade such upper limits.

One important question is whether the Fermi-LAT have had the possibility to detect a nearby γ -ray point source mimicking the DM subhalo we considered in the present work to explain the DAMPE excess. In the analysis reported in [6] the expected γ -ray fluxes are calculated for a nearby clump with enhanced DM local density as the ones used to explain the DAMPE excess. In the DM annihilation processes, the γ -ray may come along with electron-positron (e^+e^- channel), or from internal bremsstrahlung processes and from decays of final state particles ($e\mu\tau$ channel). In ref. [6] the Fermi-LAT isotropic background data are used to constrain the DM model. It is found that only the γ -ray emission from the $e\mu\tau$ channels exceeds marginally the Fermi-LAT upper limits, and γ -ray emission from other channels, i.e. e^+e^- channel, respect the Fermi-LAT constraints.

10 Conclusion

The new observed electron-positron excess by the Dark Matter Particle Explorer (DAMPE) may open a window to new physics. The bump reported by the DAMPE in the electron-positron flux is interpreted from a 1.5 TeV dark matter annihilation to electron-positron from a subhalo in about $0.1 - 0.3$ kpc away from the solar system. The dark matter annihilation cross section times the velocity must be of order $10^{-26} - 10^{-24} \text{ cm}^3/s$. To explain this excess we introduce a model with a Dirac fermion as the dark matter candidate which has two portals to communicate with the SM, one way is through a complex scalar which mixes with the SM Higgs. And the other portal is through a $U(1)'$ gauge boson, Z' , interacting with the SM via only the leptons. The $U(1)'$ charges of the leptons and the dark matter Dirac fermion are chosen in a way to cancel the triangle anomalies. We have investigated two sets of charges once when the muon $U(1)'$ charge is vanishing and once it is non-zero. We then have computed the relic density and impose its value to be $\Omega_{\text{DM}} h^2 \sim 0.11$. By the bound from the invisible Higgs decay we restricted more the space of the parameters. The LEP electron-positron collision results, restrict strongly the vacuum expectation value of the scalar and through which the masses of the Z' and the DM. Considering all the bounds above we then have computed the DM-nucleus elastic scattering cross section and constrain the model by the recent direct detection experiments XENON1t/LUX. Constraints from Fermi-LAT observations, neutrino trident production and τ decay are also discussed. The viable dark matter mass we obtain after imposing all the aforementioned limits contains a 1.5 TeV dark matter mass which can produce an excess in the electron-positron flux matching the properties of the DAMPE excess.

A Dark matter annihilation cross sections

We provide the DM annihilation cross section formulas in this section for four different channels. First, the annihilation cross section for the annihilation process $\bar{\psi}\psi \rightarrow \bar{f}f$ with $f = l^+l^-, \bar{\nu}_l\nu_l$ is obtained as

$$\sigma v_{\text{rel}}(\bar{\psi}\psi \rightarrow \bar{f}f) = \frac{g'^4 \sqrt{1 - 4m_f^2/s}}{6\pi s} \frac{(s^2 - 8m_f^2 m_\psi^2 + 2sm_\psi^2 - \frac{4}{9}sm_f^2)}{(s - m_{Z'}^2)^2 + m_{Z'}^2 \Gamma_{Z'}^2}. \quad (\text{A.1})$$

The other annihilation process is $\bar{\psi}\psi \rightarrow hZ'$, which is mediated by a Z' gauge boson via s-channel. We find the following result for the annihilation cross section as,

$$\sigma v_{\text{rel}}(\bar{\psi}\psi \rightarrow hZ') = \frac{g'^6 v_s^2 \sin^2 \theta (s + 2m_\psi^2)}{16\pi s} \frac{\sqrt{[1 - (m_h^2 + m_{Z'}^2)/s]^2 - 4m_h^2 m_{Z'}^2/s^2}}{(s - m_{Z'}^2)^2 + m_{Z'}^2 \Gamma_{Z'}^2}. \quad (\text{A.2})$$

Similarly, we get the DM annihilation cross section for the process $\bar{\psi}\psi \rightarrow sZ'$,

$$\sigma v_{\text{rel}}(\bar{\psi}\psi \rightarrow sZ') = \frac{g'^6 v_s^2 \cos^2 \theta (s + 2m_\psi^2)}{16\pi s} \frac{\sqrt{[1 - (m_s^2 + m_{Z'}^2)/s]^2 - 4m_s^2 m_{Z'}^2/s^2}}{(s - m_{Z'}^2)^2 + m_{Z'}^2 \Gamma_{Z'}^2}. \quad (\text{A.3})$$

Finally, we find the annihilation cross section for the process $\bar{\psi}\psi \rightarrow Z'Z'$ with a DM particle as the mediator via t- and u-channel,

$$\sigma v_{\text{rel}}(\bar{\psi}\psi \rightarrow Z'Z') = \frac{g'^4 \sqrt{1 - 4m_{Z'}^2/s}}{8\pi^2 s} \int d\Omega \left[\frac{sm_{Z'}^2 - m_\psi^2 m_{Z'}^2 + \frac{1}{2}sm_\psi^2 - 2m_\psi^4}{(t - m_\psi^2)(u - m_\psi^2)} - \frac{(m_\psi^2 + m_{Z'}^2 - t)^2 + ts - sm_\psi^2 + 2tm_\psi^2 + 4m_\psi^2 m_{Z'}^2 + 2m_\psi^4}{2(t - m_\psi^2)^2} - \frac{(m_\psi^2 + m_{Z'}^2 - u)^2 + us - sm_\psi^2 + 2um_\psi^2 + 4m_\psi^2 m_{Z'}^2 + 2m_\psi^4}{2(u - m_\psi^2)^2} \right], \quad (\text{A.4})$$

where in the formulas above, s , t and u are the relevant mandelstam variables.

Open Access. This article is distributed under the terms of the Creative Commons Attribution License ([CC-BY 4.0](https://creativecommons.org/licenses/by/4.0/)), which permits any use, distribution and reproduction in any medium, provided the original author(s) and source are credited.

References

- [1] PAMELA collaboration, O. Adriani et al., *An anomalous positron abundance in cosmic rays with energies 1.5–100 GeV*, *Nature* **458** (2009) 607 [[arXiv:0810.4995](https://arxiv.org/abs/0810.4995)] [[INSPIRE](#)].
- [2] AMS collaboration, M. Aguilar et al., *First Result from the Alpha Magnetic Spectrometer on the International Space Station: Precision Measurement of the Positron Fraction in Primary Cosmic Rays of 0.5–350 GeV*, *Phys. Rev. Lett.* **110** (2013) 141102 [[INSPIRE](#)].
- [3] AMS collaboration, L. Accardo et al., *High Statistics Measurement of the Positron Fraction in Primary Cosmic Rays of 0.5–500 GeV with the Alpha Magnetic Spectrometer on the International Space Station*, *Phys. Rev. Lett.* **113** (2014) 121101 [[INSPIRE](#)].
- [4] AMS collaboration, M. Aguilar et al., *Precision Measurement of the $(e^+ + e^-)$ Flux in Primary Cosmic Rays from 0.5 GeV to 1 TeV with the Alpha Magnetic Spectrometer on the International Space Station*, *Phys. Rev. Lett.* **113** (2014) 221102 [[INSPIRE](#)].
- [5] DAMPE collaboration, G. Ambrosi et al., *Direct detection of a break in the teraelectronvolt cosmic-ray spectrum of electrons and positrons*, *Nature* **552** (2017) 63 [[arXiv:1711.10981](https://arxiv.org/abs/1711.10981)] [[INSPIRE](#)].
- [6] Q. Yuan et al., *Interpretations of the DAMPE electron data*, [arXiv:1711.10989](https://arxiv.org/abs/1711.10989) [[INSPIRE](#)].
- [7] Y.-Z. Fan, W.-C. Huang, M. Spinrath, Y.-L.S. Tsai and Q. Yuan, *A model explaining neutrino masses and the DAMPE cosmic ray electron excess*, *Phys. Lett. B* **781** (2018) 83 [[arXiv:1711.10995](https://arxiv.org/abs/1711.10995)] [[INSPIRE](#)].
- [8] G.H. Duan, L. Feng, F. Wang, L. Wu, J.M. Yang and R. Zheng, *Simplified TeV leptophilic dark matter in light of DAMPE data*, *JHEP* **02** (2018) 107 [[arXiv:1711.11012](https://arxiv.org/abs/1711.11012)] [[INSPIRE](#)].
- [9] P. Athron, C. Balázs, A. Fowlie and Y. Zhang, *Model-independent analysis of the DAMPE excess*, *JHEP* **02** (2018) 121 [[arXiv:1711.11376](https://arxiv.org/abs/1711.11376)] [[INSPIRE](#)].
- [10] P.-H. Gu and X.-G. He, *Electrophilic dark matter with dark photon: from DAMPE to direct detection*, *Phys. Lett. B* **778** (2018) 292 [[arXiv:1711.11000](https://arxiv.org/abs/1711.11000)] [[INSPIRE](#)].

- [11] W. Chao and Q. Yuan, *The electron-flavored Z' -portal dark matter and the DAMPE cosmic ray excess*, [arXiv:1711.11182](#) [[INSPIRE](#)].
- [12] J. Cao, L. Feng, X. Guo, L. Shang, F. Wang and P. Wu, *Scalar dark matter interpretation of the DAMPE data with $U(1)$ gauge interactions*, *Phys. Rev. D* **97** (2018) 095011 [[arXiv:1711.11452](#)] [[INSPIRE](#)].
- [13] X. Liu and Z. Liu, *TeV dark matter and the DAMPE electron excess*, [arXiv:1711.11579](#) [[INSPIRE](#)].
- [14] W. Chao, H.-K. Guo, H.-L. Li and J. Shu, *Electron Flavored Dark Matter*, [arXiv:1712.00037](#) [[INSPIRE](#)].
- [15] Y.-L. Tang, L. Wu, M. Zhang and R. Zheng, *Lepton-portal Dark Matter in Hidden Valley model and the DAMPE recent results*, [arXiv:1711.11058](#) [[INSPIRE](#)].
- [16] P.-H. Gu, *Radiative Dirac neutrino mass, DAMPE dark matter and leptogenesis*, [arXiv:1711.11333](#) [[INSPIRE](#)].
- [17] G.H. Duan, X.-G. He, L. Wu and J.M. Yang, *Leptophilic dark matter in gauged $U(1)_{L_e-L_\mu}$ model in light of DAMPE cosmic ray $e^+ + e^-$ excess*, *Eur. Phys. J. C* **78** (2018) 323 [[arXiv:1711.11563](#)] [[INSPIRE](#)].
- [18] L. Zu, C. Zhang, L. Feng, Q. Yuan and Y.-Z. Fan, *Constraints on box-shaped cosmic ray electron feature from dark matter annihilation with the AMS-02 and DAMPE data*, [arXiv:1711.11052](#) [[INSPIRE](#)].
- [19] Y. Gao and Y.-Z. Ma, *Implications of dark matter cascade decay from DAMPE, HESS, Fermi-LAT and AMS02 data*, [arXiv:1712.00370](#) [[INSPIRE](#)].
- [20] X.-J. Huang, Y.-L. Wu, W.-H. Zhang and Y.-F. Zhou, *Origins of sharp cosmic-ray electron structures and the DAMPE excess*, *Phys. Rev. D* **97** (2018) 091701 [[arXiv:1712.00005](#)] [[INSPIRE](#)].
- [21] H.-B. Jin, B. Yue, X. Zhang and X. Chen, *Cosmic ray e^+e^- spectrum excess and peak feature observed by the DAMPE experiment from dark matter*, [arXiv:1712.00362](#) [[INSPIRE](#)].
- [22] F. Yang, M. Su and Y. Zhao, *Dark Matter Annihilation from Nearby Ultra-compact Micro Halos to Explain the Tentative Excess at 1.4 TeV in DAMPE data*, [arXiv:1712.01724](#) [[INSPIRE](#)].
- [23] K. Ghorbani and H. Ghorbani, *Two-portal Dark Matter*, *Phys. Rev. D* **91** (2015) 123541 [[arXiv:1504.03610](#)] [[INSPIRE](#)].
- [24] G. Bélanger, F. Boudjema, A. Pukhov and A. Semenov, *MicrOMEGAs: A program for calculating the relic density in the MSSM*, *Comput. Phys. Commun.* **149** (2002) 103 [[hep-ph/0112278](#)] [[INSPIRE](#)].
- [25] D. Barducci et al., *Collider limits on new physics within MicrOMEGAs_4.3*, *Comput. Phys. Commun.* **222** (2018) 327 [[arXiv:1606.03834](#)] [[INSPIRE](#)].
- [26] A. Belyaev, N.D. Christensen and A. Pukhov, *CalcHEP 3.4 for collider physics within and beyond the Standard Model*, *Comput. Phys. Commun.* **184** (2013) 1729 [[arXiv:1207.6082](#)] [[INSPIRE](#)].
- [27] WMAP collaboration, G. Hinshaw et al., *Nine-Year Wilkinson Microwave Anisotropy Probe (WMAP) Observations: Cosmological Parameter Results*, *Astrophys. J. Suppl.* **208** (2013) 19 [[arXiv:1212.5226](#)] [[INSPIRE](#)].

- [28] PLANCK collaboration, P.A.R. Ade et al., *Planck 2013 results. XVI. Cosmological parameters*, *Astron. Astrophys.* **571** (2014) A16 [[arXiv:1303.5076](#)] [[INSPIRE](#)].
- [29] CMS collaboration, *Searches for invisible decays of the Higgs boson in pp collisions at $\sqrt{s} = 7, 8$ and 13 TeV*, *JHEP* **02** (2017) 135 [[arXiv:1610.09218](#)] [[INSPIRE](#)].
- [30] MUON G-2 collaboration, G.W. Bennett et al., *Final Report of the Muon E821 Anomalous Magnetic Moment Measurement at BNL*, *Phys. Rev. D* **73** (2006) 072003 [[hep-ex/0602035](#)] [[INSPIRE](#)].
- [31] F. Jegerlehner and A. Nyffeler, *The Muon g-2*, *Phys. Rept.* **477** (2009) 1 [[arXiv:0902.3360](#)] [[INSPIRE](#)].
- [32] SLD ELECTROWEAK GROUP, SLD HEAVY FLAVOR GROUP, DELPHI, LEP, ALEPH, OPAL, LEP ELECTROWEAK WORKING GROUP and L3 collaborations, t.S. Electroweak, *A combination of preliminary electroweak measurements and constraints on the standard model*, [hep-ex/0312023](#) [[INSPIRE](#)].
- [33] A. Freitas and S. Westhoff, *Leptophilic Dark Matter in Lepton Interactions at LEP and ILC*, *JHEP* **10** (2014) 116 [[arXiv:1408.1959](#)] [[INSPIRE](#)].
- [34] P.J. Fox, R. Harnik, J. Kopp and Y. Tsai, *LEP Shines Light on Dark Matter*, *Phys. Rev. D* **84** (2011) 014028 [[arXiv:1103.0240](#)] [[INSPIRE](#)].
- [35] XENON100 collaboration, E. Aprile et al., *Exclusion of Leptophilic Dark Matter Models using XENON100 Electronic Recoil Data*, *Science* **349** (2015) 851 [[arXiv:1507.07747](#)] [[INSPIRE](#)].
- [36] G. Bélanger, F. Boudjema, A. Pukhov and A. Semenov, *MicrOMEGAs_3: A program for calculating dark matter observables*, *Comput. Phys. Commun.* **185** (2014) 960 [[arXiv:1305.0237](#)] [[INSPIRE](#)].
- [37] XENON collaboration, E. Aprile et al., *First Dark Matter Search Results from the XENON1T Experiment*, *Phys. Rev. Lett.* **119** (2017) 181301 [[arXiv:1705.06655](#)] [[INSPIRE](#)].
- [38] LUX collaboration, D.S. Akerib et al., *Results from a search for dark matter in the complete LUX exposure*, *Phys. Rev. Lett.* **118** (2017) 021303 [[arXiv:1608.07648](#)] [[INSPIRE](#)].
- [39] W. Altmannshofer, S. Gori, M. Pospelov and I. Yavin, *Neutrino Trident Production: A Powerful Probe of New Physics with Neutrino Beams*, *Phys. Rev. Lett.* **113** (2014) 091801 [[arXiv:1406.2332](#)] [[INSPIRE](#)].
- [40] W. Altmannshofer, S. Gori, M. Pospelov and I. Yavin, *Quark flavor transitions in $L_\mu - L_\tau$ models*, *Phys. Rev. D* **89** (2014) 095033 [[arXiv:1403.1269](#)] [[INSPIRE](#)].
- [41] M. Cirelli, R. Franceschini and A. Strumia, *Minimal Dark Matter predictions for galactic positrons, anti-protons, photons*, *Nucl. Phys. B* **800** (2008) 204 [[arXiv:0802.3378](#)] [[INSPIRE](#)].
- [42] J.F. Navarro, C.S. Frenk and S.D.M. White, *A universal density profile from hierarchical clustering*, *Astrophys. J.* **490** (1997) 493 [[astro-ph/9611107](#)] [[INSPIRE](#)].
- [43] X. Huang, Y.-L.S. Tsai and Q. Yuan, *LikeDM: likelihood calculator of dark matter detection*, *Comput. Phys. Commun.* **213** (2017) 252 [[arXiv:1603.07119](#)] [[INSPIRE](#)].
- [44] FERMI-LAT collaboration, S. Abdollahi et al., *Cosmic-ray electron-positron spectrum from 7 GeV to 2 TeV with the Fermi Large Area Telescope*, *Phys. Rev. D* **95** (2017) 082007 [[arXiv:1704.07195](#)] [[INSPIRE](#)].

- [45] G. Bélanger et al., *Indirect search for dark matter with MicrOMEGAs2.4*, *Comput. Phys. Commun.* **182** (2011) 842 [[arXiv:1004.1092](#)] [[INSPIRE](#)].
- [46] FERMI-LAT collaboration, M. Ackermann et al., *The Fermi Galactic Center GeV Excess and Implications for Dark Matter*, *Astrophys. J.* **840** (2017) 43 [[arXiv:1704.03910](#)] [[INSPIRE](#)].
- [47] FERMI-LAT collaboration, M. Ackermann et al., *Searching for Dark Matter Annihilation from Milky Way Dwarf Spheroidal Galaxies with Six Years of Fermi Large Area Telescope Data*, *Phys. Rev. Lett.* **115** (2015) 231301 [[arXiv:1503.02641](#)] [[INSPIRE](#)].