

Antioxidant enzyme and plant productivity changes in field-grown tomato under drought stress conditions using exogenous putrescine

Akram Farzane¹, Hossein Nemati^{2*}, Mahmoud Shoor² and Hossein Ansari³

Received: April 7, 2020 Accepted: June 30, 2020

¹PhD student, Department of Horticulture and Landscape Engineering, Faculty of Agriculture, Ferdowsi University of Mashhad, Mashhad, Iran.

²Department of Horticulture and Landscape Engineering, Faculty of Agriculture, Ferdowsi University of Mashhad, Mashhad, Iran.

³Department of Water Science and Engineering, Faculty of Agriculture, Ferdowsi University of Mashhad, Mashhad, Iran.

*Corresponding author; E-mail: nemati@um.ac.ir

Abstract

Scarcity of water is a severe environmental constraint and the growth and development of tomato (*Lycopersicon esculentum* Mill.) seedlings are strongly inhibited under drought stress. Putrescine (PUT) is involved in drought stress tolerance. There is little information about the exogenous application of PUT on tomato seedlings under drought stress. This experiment was carried out to examine the application of putrescine on some physiological and biochemical characteristics of tomatoes under water stress. Plants were exposed to three water conditions: 100% (ET₀) as the non-drought treatment (or control), 75 and 50% of ET₀ as the water- stress treatments. Foliar application of PUT was done using 0.5 and 1 mgL⁻¹ concentrations, while control plants were sprayed with distilled water. Drought stress significantly affected plant growth and productivity, and reduced leaf area (LA), plant height and fruit yield at 50% ET₀ compared to the control treatment. Also antioxidant enzymes such as SOD, PPO and CAT were increased by increasing the drought stress level. Moreover, the activity of PPO, CAT and SOD enzymes were elevated by the PUT foliar application. Results showed that appropriate PUT doses persuade biosynthesis of important metabolites, which may reduce the negative effects of drought stress on tomato plants.

Keywords: CAT; ET₀; PPO; SOD; Tomato.

Citation: Farzane A, Nemati H, Shoor M and Ansari H, 2020. Antioxidant enzyme and plant productivity changes in field-grown tomato under drought stress conditions using exogenous putrescine. Journal of Plant Physiology and Breeding 10(1): 29-40.

Abbreviations

APX: Ascorbate peroxidase

CAT: Catalase

ET₀: Crop evapotranspiration

LA: Leaf area

MDA: Malondialdehyde

PAs: Polyamines

POX: Peroxidase

PPO: Polyphenol oxidase

PUT: Putrescine

ROS: Reactive oxygen species

SOD: Superoxide dismutase

Spd: Spermidine

Spm: Spermine

Introduction

Drought is one of the most significant abiotic stresses that limit the growth and productivity of

crop plants (Petrozza *et al.* 2014). About one-third of the world's agricultural land is located in low water areas (Klunklin and Savage 2017). Drought

is the single most common cause of severe crop production reduction in developing countries, and global warming is predicted to further exacerbate drought's impact (Ribaut *et al.* 2012). Hassan *et al.* (2013) reported that drought stress had negative effects on herb and oil yields, RWC, chlorophyll and N, P and K percentages compared to the non-drought stress condition.

Drought stress significantly increased ROS production such as H_2O_2 and O_2 and caused oxidative stress to lipids assessed by the increase in MDA content (Talaat *et al.* 2015). Polyamines (PAs) biosynthesis was induced under abiotic stress, especially, drought stress (Yang *et al.* 2007; Kubis 2008). So, some mechanisms occurred in plants in the face of drought stress (Groppa and Benavides 2008).

PAs improved drought tolerance in terms of dry matter yield and net photosynthesis was associated with the maintenance of leaf water status and improved water use efficiency. (Farooq *et al.*, 2009). Also, Pottosin *et al.* (2014) reported that PAs has an important role in plant growth and development and stress tolerance. There has been much research on the effects of PAs on improving plant resistance to environmental conditions such as heavy metal, salt and drought stress (Zapata *et al.* 2004; Xu *et al.* 2011; Ghosh *et al.* 2012; Kubis *et al.* 2014; Li *et al.* 2015; Sanchez-Rodriguez *et al.* 2016). Exogenous Spd effectively alleviated the harmful effects of drought stress, as demonstrated by lower O_2 generation rate, H_2O_2 and MDA content, higher relative water content, chlorophyll content and antioxidant enzyme activities (SOD, POX, CAT, APX) as compared to untreated plants (Li *et al.* 2015). In another study, proline and MDA

accumulation were increased under drought stress in cucumber. Also, exogenous application of PAs effectively reduced the membrane injury, lipid peroxidation and elevated the proline accumulation. Hydrogen peroxide and superoxide radical contents were also reduced in the stressed plants after Spd pretreatment (Kubis *et al.* 2014). Talaat *et al.* (2015) suggested that foliar application of Spm enhanced the antioxidant enzyme activities which confined the agglomeration of both MDA and ROS, therefore, diminished the negative effects of drought stress (Talaat *et al.* 2015). Radhakrishnan and Lee (2013) reported that the application of Spm could be exploited to alleviate a moderate level of osmotic stress through the regulation of stress-related components such as photosynthetic pigments, plant hormones and antioxidants.

There are many studies of PAs that were carried out on vegetative crops (Sanchez-Rodriguez *et al.* 2016) but, available information about the effects of PAs on tomato (*Lycopersicon esculentum* Mill.) plants is very restricted. Tomato is a major vegetable crop that has achieved tremendous popularity over the last century. It is grown practically in every country of the world in outdoor fields, greenhouses and net houses. Aside from being tasty, tomatoes are a very good source of vitamins A and C (Farooq *et al.* 2005).

Generally, tomato physiology and the synthesis of secondary metabolites such as phenolic acids, flavonoids and terpenoids are affected by environmental stresses (Barbagallo *et al.* 2013). Yin *et al.* (2010) reported that tomato fruit quality characters such as soluble solids (organic acids, amino acids, sugars), which are

major compounds that accumulate in the fruit, increased during the drought stress. The quality of tomato fruits depends on the amount of soluble solids (which provide water, taste and flavor) and antioxidant production (Apple and Hirt 2004) such as enzymatic (CAT, glutathione reductase, SOD, etc.) and non-enzymatic (carotenoids, flavonoids, vitamins E and C, phenolic compounds) systems.

The aims of this study were to: (i) characterize the response of tomato seedlings grown under drought stress and foliar PUT spray; and (ii) investigate their interactions on the growth characteristics and antioxidant contents in tomato plants.

Material and Methods

Plant materials and treatments

This experiment was designed to observe the effect of putrescine on tomato seedlings under drought stress. Seeds of tomato were sown in plastic trays and maintained in a greenhouse up to the 4-leaf stage, at the Department of Horticulture, Faculty of Agriculture, Ferdowsi University of Mashhad, Iran. The experimental design was a split-plot design with three water stress levels as the main plots and three PUT treatments (0, 0.5 and 1 mg L⁻¹) as subplots with three replications. The subplot area was 1 m² (1 m × 1 m) and consisted of four plants per plot. After 70 days from sowing, seedlings with uniform growth were transplanted to the experimental field with a 50 cm inter-seedling spacing. Based on evapotranspiration (ET₀), water stress was conducted on tomato plants at three levels (100, 75 and 50% ET₀). The foliar spray was applied five times (during two months)

to tomato plants during growth and fruit set with PUT at 0, 0.5 and 1 mg L⁻¹.

Plant height, leaf area and fruit yield

Plant height was measured at the end of the harvesting season. The total yield of tomato fruits per plant was measured at different harvesting times. The LA was measured by Windias (Delta-T Co, England) leaf area meter.

Assays of enzymatic and non-enzymatic antioxidants

Frozen samples (200 mg) were homogenized in 3 mL of 25 mM Na-Pi buffer (pH 6.8) and centrifuged at 15,000 g for 15 min at 4°C. The supernatant was used for the assay. The activity of CAT was measured in a reaction mixture consisted of 10 mM H₂O₂, 25 mM Na-phosphate buffer (pH 6.8), and diluted enzyme extract in a total volume of 3 mL. The decomposition of H₂O₂ was followed by the decline in absorbance at 240 nm within 1 min, using a spectrophotometer (T90, Beijing Karaltay Scientific Instruments, China). CAT activity was expressed based on changes in the absorbance against mg of protein of the extract. Protein content was determined by the method of Bradford (1976), using BSA as the standard (Azimi *et al.*, 2016).

To assay the SOD activity, frozen samples (200 mg) were homogenized in 3 mL of 50 mM K-Pi buffer (pH 7.8). The homogenate was centrifuged at 15,000 for 15 min. All operations were performed at 4 °C. Reaction mixture (3 mL) consisted of 50 mM buffer K-Pi (pH 7.8), 0.1 mM EDTA, 13 mM-methionine, 75 μM NBT, 20 μM riboflavin and enzyme extract. One unit of SOD

activity was defined as the amount of enzyme required to result in a 50 % inhibition of the rate of NBT reduction measured at 560 nm and was expressed as mg of protein (Azimi *et al.*, 2016).

To determine the activity of antioxidants, 100 mg of the fresh leaf was homogenized with ethanol 96% and the mixture was moved later to the centrifuge equipment at 3500 rpm for 5 minutes. Then approximately 0.02-0.06 mg mL⁻¹ of plant extracts was melted and added to the 800 µM of DPPH (0.05 M pH 7.4) to measure the absorbance at 517 nm (ABE *et al.* 1998). The total antioxidant activity was measured according to the following formula:

$$\text{Antioxidant activity} = [(A_i - A_t) / A_i] \times 100$$

where A_i is the absorbance of the control and A_t is the absorbance of test treatment.

To determine the PPO, one mL of the reaction mixture was used which contained 20 µl enzyme extract and 10 mmol/L phosphate buffer, pH 7.0. Each sample was aerated for 2 min in a small test tube followed by the addition of catechol as the substrate at a final concentration of 20 mmol/L. PPO activity was presented as the change in one unit of absorbance at 420 nm per minute per gram fresh weight of the sample (Zheng *et al.* 2005).

Statistical analysis

Effects of water stress, PUT and their interaction were determined by analysis of variance according to the general linear model procedure of SAS (version 8.2; SAS Institute, Cary, N.C.). Means were compared using Tukey's HSD test ($p \leq 0.05$). The graphs were drawn by the Excel 2007 software.

Results

Effect of PUT on physiological traits of tomatoes under drought stress

The growth characters, yield and antioxidant activities exposed to drought stress and PUT application were significantly affected, except for SOD and CAT under drought stress and leaf area under PUT application. Interaction of drought stress with PUT was significant for all traits under study (Table 1). The main effects of drought stress and foliar PUT application on tomato plants are presented in Tables 2 and 3, respectively. The highest and lowest amounts of plant height (51.88-44.66 cm) and LA (6250.66-3489.03 mm²) were observed in 100% and 50% ET₀ treatments, respectively (Table 2). The increase in drought stress level was associated with a decrease in plant growth characteristics (plant height and LA). Increasing the PUT level had a positive effect on plant height but there were no significant differences between 0.5 and 1 mg L⁻¹ PUT levels (Table 3). Also, LA was not affected under PUT treatments, however, PUT sprays caused a slight increase in LA. As shown in Figure 1a, plant height was affected by the interaction of drought stress with PUT. At no PUT, plant height was highest under 75% ET₀. At 0.5 mg L⁻¹ PUT the highest plant height was obtained under normal condition, but at 1 mg L⁻¹ PUT, the plant height under 75% ET₀ was close to the normal condition. Although LA was improved by the application of PUT, however, the effect of PUT was more pronounced under 50% ET₀ (Figure 1b). Fruit yield is a vital character reflecting the PUT and drought stress effects. Results showed an increase of about 24 and

27% in fruit yield at 1 and 0.5 mg L⁻¹ PUT levels, respectively, as compared to the control (Table 3).

Table 1. Analysis of variance for the studied traits in tomato plants under three drought stresses (DS) and sprayed with putrescine (PUT).

SV	df	Plant height	LA	Fruit yield	SOD	PPO	CAT	Antioxidant
Replication	2	187.1**	7932175.5**	359783.2*	1589082.3**	37041.3**	33354.7**	37.8ns
DS	2	141.4**	17713614.0**	494200.7*	122983.4ns	26481.8*	2668.9ns	422.5**
Error a	4	10.2	721102.9	44264.0	209000.2	1944.4	559.4	12.8
PUT	2	258.3**	210857.7ns	267305.5*	1234474.5**	22650.1*	16544.3**	304.9**
DS × PUT	4	32.4 *	258845.2*	196877.6**	872623.6**	45289.2**	22717.7**	485.6**
Error b	12	6.5	78977.8	60325.6	122166.2	4140.6	1644.6	12.9

LA: Leaf area; SOD: Superoxide dismutase; PPO: Polyphenol oxidase; CAT: Catalase; ns, *, **: Not significant and significant at $p \leq 0.05$, respectively.

Table 2. Effects of different drought stress levels on morphological and biochemical characters of tomato plants.

Drought stress (ET ₀)	Plant height (cm)	LA (mm ²)	Fruit yield (g per plant)	SOD (U g ⁻¹ FW)	PPO (U g ⁻¹ FW)	CAT (U g ⁻¹ FW)	Antioxidant activity (U g ⁻¹ FW)
100 % (Control)	51.88a	6250.66a	1420.72ab	1139.14a	117.77b	179.36a	78.16c
75 %	51.11a	5299.47b	1568.50a	1172.74a	174.66ab	167.73a	85.10b
50 %	44.66b	3489.03c	1109.44b	1356.31a	226.22a	201.62a	91.85a

LA: leaf area; SOD: superoxide dismutase enzyme activity; PPO: polyphenol oxidase enzyme activity; CAT: catalase enzyme activities; Values followed by the same letter within each column do not differ significantly at $p \leq 0.05$ based on Tukey's test.

Table 3. Effects of different putrescine (PUT) levels on morphological and biochemical characters in tomato plants.

PUT (mgL ⁻¹)	Plant height (cm)	LA (mm ²)	Fruit yield (g per plant)	SOD (U g ⁻¹ FW)	PPO (U g ⁻¹ FW)	CAT (U g ⁻¹ FW)	Antioxidant activity (U g ⁻¹ FW)
0	43.1b	4836.4a	1168.5b	1008.3b	125.66b	147.47b	78.58b
0.5	51.4a	5106.1a	1484.4a	1009.5b	167.44ab	170.66b	86.66b
1	53.1a	5096.6a	1445.8ab	1650.4a	225.55a	230.56a	89.87a

LA: Leaf area; SOD: Superoxide dismutase enzyme activity; PPO: Polyphenol oxidase enzyme activity; CAT: Catalase enzyme activity; Values followed by the same letter within each column do not differ significantly at $p \leq 0.05$ based on Tukey's test.

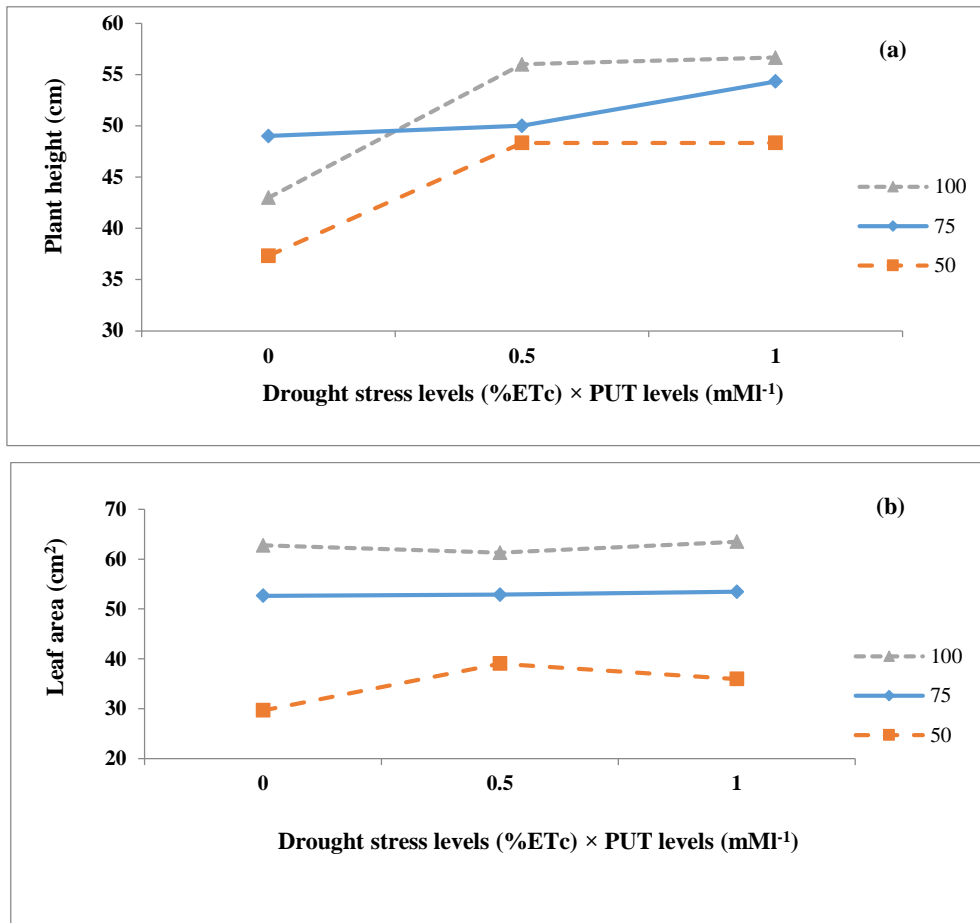


Figure 1. Effect of interaction of drought stress with putrescine on tomato plant height (a) and leaf area (b).

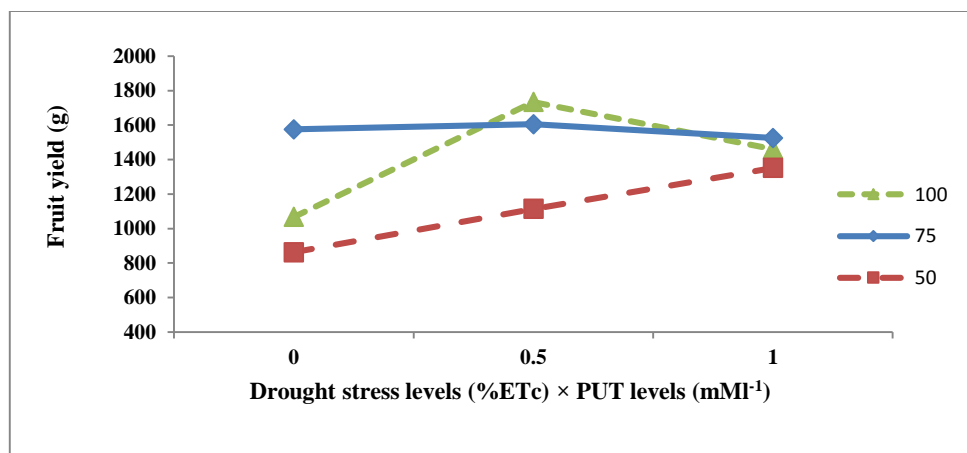


Figure 2. Effect of interaction of drought stress with putrescine on tomato fruit yield per plant.

However, there was an interaction between water stress and PUT in terms of fruit yield (Figure 2). Application of PUT increased fruit yield under both 100 and 50% ET₀, but not under 75% ET₀. The

Drought stress had a significant ($p \leq 0.05$) effect on PPO and antioxidant activities and increased their values. Although the SOD and CAT activities increased under drought conditions, the change was not significant (Table 2). The PUT application increased the rate of all antioxidant enzymes significantly. The amount of increase as compared to the control treatment was as follows: SOD (63.68%), PPO (79.49%), CAT (56.34%) and antioxidant activity (14.36%). Therefore, PUT spray treatment had the highest effect on PPO and SOD enzyme activities (Table 3).

There were interesting results in examining the interactions of drought stress with PUT spray on

lowest fruit yield was obtained under 50% ET₀, but the fruit yield was close to 100 and 75% ET₀ at 1 mg L⁻¹ PUT.

tomato plants in terms of enzyme activity. According to Figure 3 (b and c), simultaneous increasing of water stress and PUT concentration enhanced the antioxidant and CAT activities. On the other hand, application of 1 mg L⁻¹ PUT increased PPO only under 100 and 75% ET₀ (Figure 3a) and application of 0.5 mg L⁻¹ PUT increased SOD activity under all water levels (Figure 3d). However, at higher levels of drought condition (50% ET₀) and PUT concentration (1 mg L⁻¹), PPO (Figure 3a) and SOD (Figure 3d) activities dropped.

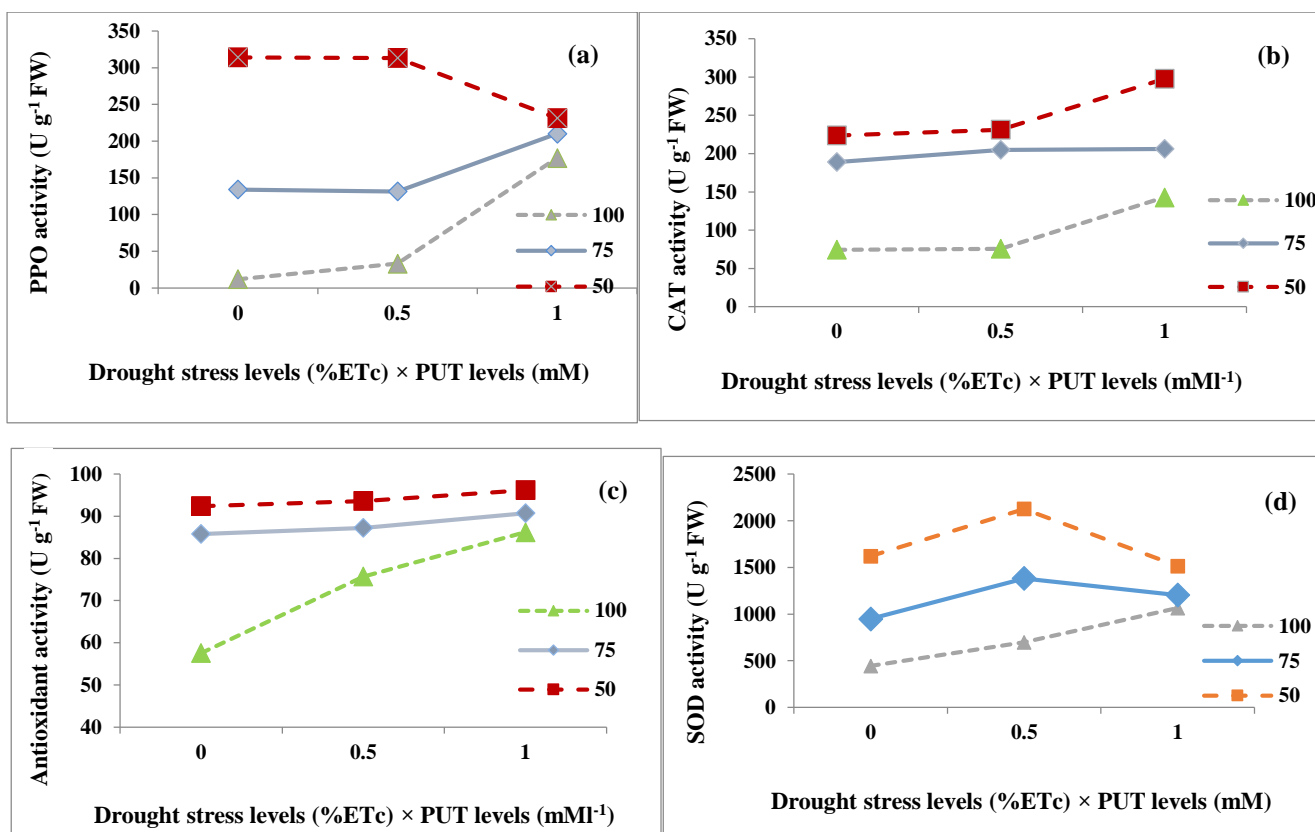


Figure 3. Effect of interaction of drought stress with putrescine on PPO (a), CAT (b), antioxidant enzyme (c) and SOD (d) activities in tomato fruits.

Discussion

The results demonstrated that drought stress decreased plant height and LA as compared with the non-drought conditions. Other researchers presented the negative effects of drought stress on growth characteristics in vegetable crops and our results were in harmony with their results (Farooq *et al.*, 2009 and Hassan *et al.*, 2018). Reduction in nutrient uptake under water stress is one of the most important reasons to describe the reduction in growth characters (Hassan *et al.* 2018). However, regarding the fruit yield per plant, the plants irrigated under 75% ET₀ had higher (although not significant) fruit yield as compared to 100% ET₀ because of higher plant growth characters (stem height and LA) in the control condition (100 % ET₀). Plants confront water stress by pursuing various tactics including regulation in photosynthetic factors, cumulating of suitable solutes (glycine, proline, betaine) and activating genes to produce the non-antioxidant and antioxidant enzymes (Farooq *et al.* 2009; Morshedloo *et al.* 2017; Mohammadi *et al.* 2018). Researchers have reported the increase in CAT, SOD, PPO and antioxidant activities in plants under drought stress conditions (Li *et al.* 2013, Palma and Carvajal 2016; Hassan *et al.* 2018) which are in close agreement with our results.

When the seedlings were treated with different PUT levels (0.5 and/or 1 mg L⁻¹), the fruit yield and stem height enhanced significantly (Table 2). So foliar application of PUT improves

the growth of tomatoes (Amin *et al.* 2008). Mohammadi *et al.* (2018) reported almost similar results on *Thymus vulgaris* L. seedlings when sprayed with PUT. Talaat *et al.* (2005) indicated that exogenous application of putrescine on periwinkle transplants considerably increased plant growth at successive developmental stages. Youssef *et al.*, (2004) presented similar results in *Datura* species. Amin *et al.* (2011) reported that foliar application of PUT up to 100 mg L⁻¹ significantly increased plant height, the number of leaves/plant, fresh weight of leaves/plant, fresh weight and dry weight/plant, LA, LA/plant, and bulb length and diameter compared to untreated control plants.

The seedlings that were treated with 1 mg L⁻¹ PUT had the highest amount of SOD, PPO, CAT and antioxidant activities as compared to the control treatment on the average of three water stress conditions. Furthermore, application of PUT (0.5 and/or 1 mg L⁻¹) increased the antioxidant enzyme activities (SOD and CAT) in the drought-stressed treatments in most cases as compared to the non-drought condition. Toro-Funes *et al.* (2013) stated that due to the potential antioxidant activity of PAs, SOD activity increased in thyme plants when treated with PUT under water stress conditions. According to Li *et al.* (2015), the application of exogenous Spd increased SOD, POX, CAT, APX activities and reduced the undesirable effects of drought stress. Based on Hassan *et al.* (2018), proline content, and CAT and

SOD enzyme activities were improved by applying Spm or Spd. H₂O₂ production was restricted and MDA accumulation was limited and hence the membrane stability was retained and the water stress damage was alleviated accordingly. In another study, Spm led to more effective ROS scavenging (less tissue damage) in tomato fruits and contributed to higher dehydration tolerance in this crop (Sanchez-Rodriguez *et al.* 2016).

Conclusions

According to the results of this study, foliar application of PUT prevented the fruit yield reduction under drought stress conditions. Also, the amount of SOD at 0.5 mg L⁻¹ PUT and the rate of CAT at 0.5 and 1 mg L⁻¹ of PUT increased under

both drought stresses as compared to non-drought conditions. Although in the present study, plant height and fruit yield were diminished due to drought stress, the foliar application of PUT alleviated these reductions.

Funding

This research was conducted as a part of a Ph.D. thesis in the Faculty of Agriculture, Ferdowsi University of Mashhad, Iran.

Conflict of Interest

The author declare that they have no conflict of interest with any organization in relation to the subject of the manuscript

References

- Abe N, Murata T and Hirota A, 1998. Novel DPPH radical scavengers, bisorbicillinol and dimethyl trichodimerol, from a fungus. *Bioscience, Biotechnology, and Biochemistry* 62(4): 661-666.
- Amin AA, El-Abag HM and Korkar HM, 2008. Physiological effect of thiourea, kinetin and ethrel on improving productivity of onion plants (*Allium cepa* L.). *Egyptian Journal of Applied Sciences* 23: 435-445.
- Amin AA, Gharib AE, El-Awadi M and Rashad M, 2011. Physiological response of onion plants to foliar application of putrescine and glutamine. *Scientia Horticulturae* 129: 353-360.
- Apple K and Hirt H, 2004. Reactive oxygen species: metabolism, oxidative stress, and signal transduction. *Annual Review of Plant Biology* 55: 373-399.
- Azimi N, Majd A, Nejdassattari T, Ghanati F and Arbabian S, 2016. Effects of magnetically treated water on physiological characteristics of *Lens culinaris* L. *Iranian Journal of Science and Technology, Transactions A: Science* 42: 331-337.
- Barbagallo RN, Isabella DS and Patane C, 2013. Yield, physicochemical traits, antioxidant pattern, polyphenol oxidase activity and total visual quality of field-grown processing tomato cv. Brigade as affected by water stress in Mediterranean climate. *Journal of Agricultural and Food Chemistry* 93: 1449-1457.
- Farooq M, Basra SMA, Saleem BA, Nafees M and Chishti SA, 2005. Enhancement of tomato seed germination and seedling vigor by osmopriming. *Pakistan Journal of Agricultural Sciences* 42: 3-4.
- Farooq M, Wahid A and Lee D, 2009. Exogenously applied polyamines increase drought tolerance of rice by improving leaf water status, photosynthesis and membrane properties. *Acta Physiologiae Plantarum* 31: 937-945.
- Ghosh N, DAS SP, Mandal C, Gupta S, Das K and Dey N, 2012. Variations of antioxidative responses in two rice cultivars with polyamine treatment under salinity stress. *Physiology and Molecular Biology of Plants* 18: 301-313.
- Groppa MD and Benavides MP, 2008. Polyamines and abiotic stress: recent advances. *Amino Acids* 34: 35-45.

- Hassan FAS, Ali EF and Alamer KH, 2018. Exogenous application of polyamines alleviates water stress-induced oxidative stress of *Rosa damascene* Miller. Var. tringitipetala Dieck. South African Journal of Botany 116: 96–102.
- Hassan F, Ali EF and El-Zahrany OM, 2013. Effect of amino acids application and different water regimes on the growth and volatile oil of *Rosmarinus officinalis* L. plant under Taif region conditions. European Journal of Scientific Research 101: 346–359.
- Klunklin W and Savage G, 2017. Effect on quality characteristics of tomatoes grown under well-watered and drought stress conditions. Foods 6 (8): 1-10.
- Kubis J, 2008. Exogenous spermidine alters in different ways activities of some scavenging system enzymes, H₂O₂ and superoxide radical levels in water stressed cucumber leaves. Journal of Plant Physiology 165: 397–406.
- Kubis J, Floryszak-Wieczorek J and Arasimowicz-Jelonek M, 2014. Polyamines induce adaptive responses in water deficit stressed cucumber roots. Journal of Plant Research 127: 151–158.
- Li Z, Peng Y and Ma X, 2013. Different response on drought tolerance and post-drought recovery between the small-leaved and the large-leaved white clover (*Trifolium repens* L.) associated with antioxidative enzyme protection and lignin metabolism. Acta Physiologiae Plantarum 25 (1): 213-222.
- Li Z, Zhou H, Peng Y, Zhang X, Ma X, Hung L and Yan Y, 2015. Exogenously applied spermidine improves drought tolerance in creeping bent grass associated with changes in antioxidant defense, endogenous polyamines and phytohormones. Plant Growth Regulators 76: 71–82.
- Mohammadi H, Ghorbanpour M and Brestic M, 2018. Exogenous putrescine changes redox regulations and essential oil constituents in field-grown *Thymus vulgaris* L. under well-watered and drought stress conditions. Industrial Crops and Products 122: 119–132.
- Morshedloo MR, Craker LE, Salami A, Nazeri V, Sang H and Magg F, 2017. Effect of prolonged water stress on essential oil content: compositions and gene expression patterns of mono- and sesquiterpene synthesis in two oregano (*Origanum vulgare* L.) subspecies. Plant Physiology and Biochemistry 111: 119–128.
- Palma F, Carvajal F, JAMILENA M and Garrido D, 2016. Putrescine treatment increase the antioxidant response and carbohydrate content in zucchini fruit stored at low temperature. Postharvest Biology and Technology 118: 68–70.
- Petrozza A, Santaniello A, Summerer S, Di Tommaso G, Di Tommaso D, Pararelli, Piaggese E, Perata A and Cellini P, 2014. Physiological responses to Megafol treatments in tomato plants under drought stress: a phenomic and molecular approach. Science Horticulture 174: 185–192.
- Pottosin I, Velarde-Buendia AM, Bose J, Zepeda-Jazo I, Shabala S and Dobroviskaya O, 2014. Cross-talk between reactive oxygen species and polyamines in regulation of ion transport across the plasma membrane: implications for plant adaptive responses. Journal of Experimental Botany 65: 1271–1283.
- Radhakrishnan R and Lee I, 2013. Spermine promotes acclimation to osmotic stress by modifying antioxidant, abscisic acid, and jasmonic acid signals in soybean. Plant Growth Regulators 32: 22–30.
- Ribaut JM, Betran J, Monneveux P and Setter T, 2012. Drought tolerance in maize. In: Bennetzen JL and Hake SC (Eds.), Handbook of Maize: Its Biology. Springer, New York. 311–344.
- Sanchez-Rodriguez E, Romero L and Ruiz JM, 2016. Accumulation of free polyamines enhances the antioxidant response in fruits of grafted tomato plants under water stress. Journal of Plant Physiology 190: 72–78.
- Talaat IM, Bekhea MA and Mahgoub MH, 2005. Physiological response of periwinkle plants (*Catharanthus roseus* L.) to tryptophan and putrescine. International Journal of Agriculture and Biology 7 (2): 210–213.
- Talaat NB, Shawky BT and Ibrahim AS, 2015. Alleviation of drought-induced oxidative stress in maize (*Zea mays* L.) plants by dual application of 24-epibrassinolide and spermine. Environmental and Experimental Botany 113: 47–58.
- Toro-Funes N, Bosch-Fuste J, Veciana-Nogues MT, Izquierdo-Pulido M and Vidal-Carou MC, 2013. *In vitro* antioxidant activity of dietary polyamines. Food Research International 51: 141–147.

- Xu X, Shi G, Ding C, Xu Y, Zhao J, Yang H and Pan Q, 2011. Regulation of exogenous spermidine on the reactive oxygen species level and polyamine metabolism in *Alternanthera philoxeroides* (Mart.) Griseb under copper stress. *Plant Growth Regulators* 63: 251–258.
- Yang J, Zhang J, Liu K, Wang Z and Liu L, 2007. Involvement of polyamines in the drought resistance of rice. *Journal of Experimental Botany* 58: 1545–1555.
- Yin YG, Kobayashi Y, Sanuki A, Kondo S, Fukuda N, Ezura H, Sugaya S and Matsukura C, 2010. Salinity induces carbohydrate accumulation and sugar-regulated starch biosynthetic genes in tomato (*Solanum lycopersicum* L. cv. Micro-Tom') fruits in an ABA and osmotic stress independent manner. *Journal of Experimental Botany* 61: 563–574.
- Youssef AA, El-Mergawai RA and Abd El-Wahed MSA, 2004. Effect of putrescine and phenylalanine on growth and alkaloid production of some *Datura* species. *Journal of Agricultural Science* 29: 4037–4053.
- Zapata JP, Serrano M, Pretel MT, Amoros A and Botella MA, 2004. Polyamines and ethylene changes during germination of different plant species under salinity. *Plant Science* 167: 781–788.
- Zhang C and Huang Z, 2013. Effects of endogenous abscisic acid, jasmonic acid, polyamines and polyamine oxidase activity in tomato seedlings under drought stress. *Scientia Horticulturae* 159: 172–177.
- Zheng Hz, Cui CI, Zhang YT, Wang D, Jing Y and Kim KY, 2005. Active changes of lignification-related enzymes in pepper response to *Glomus intraradices* and/ or *Phytophthora capsici*. *Journal of Zhejiang University Science B* 6(8): 778-786.

اثر محلول پاشی پوترسین بر تغییر آنزیم‌های آنتی‌اکسیدانی و عملکرد گیاه گوجه فرنگی مزرعه‌ای تحت شرایط تنش خشکی

اکرم فرزانه^۱، سید حسین نعمتی^{۲*}، محمود شور^۲ و حسین انصاری^۳

۱- دانشجوی دکتری، گروه علوم باغبانی و مهندسی فضای سبز، دانشکده کشاورزی، دانشگاه فردوسی مشهد، مشهد.

۲- گروه علوم باغبانی و مهندسی فضای سبز، دانشکده کشاورزی، دانشگاه فردوسی مشهد، مشهد.

۳- گروه علوم و مهندسی آب، دانشکده کشاورزی، دانشگاه فردوسی مشهد، مشهد.

*مسئول مکاتبه: E-mail: nemati@um.ac.ir

چکیده

رشد و نمو گوجه فرنگی (*Lycopersicon esculentum* Mill.) تحت تنش خشکی به شدت کاهش می‌یابد. هورمون پوترسین نقش مهمی در تحمل گیاه به تنش آبی ایجاد می‌کند. اما در حال حاضر، اطلاعات محدودی در زمینه اثر استفاده خارجی از هورمون پوترسین روی گیاهان، به ویژه گیاه گوجه فرنگی، وجود دارد. این تحقیق بر پایه بررسی اثرات کاربرد خارجی پوترسین (محلول پاشی) روی ویژگی‌های بیوشیمیایی و فیزیولوژیکی گیاه گوجه فرنگی تحت تنش خشکی اجرا شد. گیاهان تحت سه سطح تنش آبی شامل شاهد یا ۱۰٪ (به عنوان شرایط بدون تنش)، ۷۵٪ و ۵۰٪ نیاز آبی گیاه (ET₀) قرار داده شدند. پوترسین به صورت محلول پاشی برگ‌ها در غلظت‌های ۰/۵ و ۱ میلی لیتر مورد استفاده قرار گرفت و برای تیمار شاهد نیز از آب مقطر استفاده شد. تنش خشکی موجب اختلال در صفات رشدی و عملکرد میوه گوجه فرنگی شد و عملکرد میوه، طول ساقه و سطح برگ در تیمار تنش خشکی ۵۰٪ نیاز آبی نسبت به شرایط بدون تنش (شاهد) کاهش یافت. همچنین با افزایش سطح تنش خشکی، میزان فعالیت آنزیم‌های سوپراکسیددیسموتاز (SOD)، پلی فنول اکسیداز (PPO) و کاتالاز (CAT) افزایش یافت. استفاده از هورمون پوترسین ویژگی‌های رشدی مانند سطح برگ، ارتفاع بوته و عملکرد میوه در گیاهان گوجه فرنگی تحت تنش خشکی را بهبود بخشید. علاوه بر این، فعالیت آنزیم‌های PPO، SOD و CAT تحت تاثیر محلول پاشی پوترسین افزایش یافت. نتایج حاصل از این تحقیق نشان داد که استفاده از محلول پاشی هورمون پوترسین در غلظت‌های مناسب عامل محرک مناسبی برای بیوسنتز ترکیبات شیمیایی ارزشمندی است که می‌تواند تأثیرات منفی تنش خشکی را روی گوجه فرنگی جبران کند.

واژه های کلیدی: گوجه فرنگی؛ نیاز آبی گیاه؛ CAT؛ ET₀؛ PPO؛ SOD.